

## **CJK Compatibility Forms**

**Range: FE30–FE4F**

This file contains an excerpt from the character code tables and list of character names for *The Unicode Standard, Version 5.2*.

This file may be changed at any time without notice to reflect errata or other updates to the Unicode Standard. See <http://www.unicode.org/errata/> for an up-to-date list of errata.

See <http://www.unicode.org/charts/> for access to a complete list of the latest character code charts. See <http://www.unicode.org/charts/PDF/Unicode-5.2/> for charts showing only the characters added in Unicode 5.2. See <http://www.unicode.org/Public/5.2.0/charts/> for a complete archived file of character code charts for Unicode 5.2.

### **Disclaimer**

These charts are provided as the online reference to the character contents of the Unicode Standard, Version 5.2 but do not provide all the information needed to fully support individual scripts using the Unicode Standard. For a complete understanding of the use of the characters contained in this file, please consult the appropriate sections of *The Unicode Standard, Version 5.2*, online at <http://www.unicode.org/versions/Unicode5.2.0/>, as well as Unicode Standard Annexes #9, #11, #14, #15, #24, #29, #31, #34, #38, #41, #42, and #44, the other Unicode Technical Reports and Standards, and the Unicode Character Database, which are available online.

See <http://www.unicode.org/ucd/> and <http://www.unicode.org/reports/>

A thorough understanding of the information contained in these additional sources is required for a successful implementation.

### **Fonts**

The shapes of the reference glyphs used in these code charts are not prescriptive. Considerable variation is to be expected in actual fonts. The particular fonts used in these charts were provided to the Unicode Consortium by a number of different font designers, who own the rights to the fonts.

See <http://www.unicode.org/charts/fonts.html> for a list.

### **Terms of Use**

































You may freely use these code charts for personal or internal business uses only. You may not incorporate them either wholly or in part into any product or publication, or otherwise distribute them without express written permission from the Unicode Consortium. However, you may provide links to these charts.

The fonts and font data used in production of these code charts may NOT be extracted, or used in any other way in any product or publication, without permission or license granted by the typeface owner(s).

The Unicode Consortium is not liable for errors or omissions in this file or the standard itself. Information on characters added to the Unicode Standard since the publication of the most recent version of the Unicode Standard, as well as on characters currently being considered for addition to the Unicode Standard can be found on the Unicode web site.

See <http://www.unicode.org/pending/pending.html> and <http://www.unicode.org/alloc/Pipeline.html>.

Copyright © 1991-2009 Unicode, Inc. All rights reserved.

	FE3	FE4
0	 FE30	 FE40
1	 FE31	 FE41
2	 FE32	 FE42
3	 FE33	 FE43
4	 FE34	 FE44
5	 FE35	 FE45
6	 FE36	 FE46
7	 FE37	 FE47
8	 FE38	 FE48
9	 FE39	 FE49
A	 FE3A	 FE4A
B	 FE3B	 FE4B
C	 FE3C	 FE4C
D	 FE3D	 FE4D
E	 FE3E	 FE4E
F	 FE3F	 FE4F

**Glyphs for vertical variants**

FE30	:	PRESENTATION FORM FOR VERTICAL TWO DOT LEADER ≈ <vertical> 2025 ..
FE31		PRESENTATION FORM FOR VERTICAL EM DASH ≈ <vertical> 2014 —
FE32	·	PRESENTATION FORM FOR VERTICAL EN DASH ≈ <vertical> 2013 –
FE33		PRESENTATION FORM FOR VERTICAL LOW LINE ≈ <vertical> 005F _
FE34	{	PRESENTATION FORM FOR VERTICAL WAVY LOW LINE ≈ <vertical> 005F _
FE35	(	PRESENTATION FORM FOR VERTICAL LEFT PARENTHESIS → 23DC ( top parenthesis ≈ <vertical> 0028 (
FE36	)	PRESENTATION FORM FOR VERTICAL RIGHT PARENTHESIS → 23DD ) bottom parenthesis ≈ <vertical> 0029 )
FE37	{	PRESENTATION FORM FOR VERTICAL LEFT CURLY BRACKET → 23DE { top curly bracket ≈ <vertical> 007B {
FE38	}	PRESENTATION FORM FOR VERTICAL RIGHT CURLY BRACKET → 23DF } bottom curly bracket ≈ <vertical> 007D }
FE39	{	PRESENTATION FORM FOR VERTICAL LEFT TORTOISE SHELL BRACKET → 23E0 { top tortoise shell bracket ≈ <vertical> 3014 {
FE3A	}	PRESENTATION FORM FOR VERTICAL RIGHT TORTOISE SHELL BRACKET → 23E1 } bottom tortoise shell bracket ≈ <vertical> 3015 }
FE3B	⌈	PRESENTATION FORM FOR VERTICAL LEFT BLACK LENTICULAR BRACKET ≈ <vertical> 3010 ⌈
FE3C	⌋	PRESENTATION FORM FOR VERTICAL RIGHT BLACK LENTICULAR BRACKET ≈ <vertical> 3011 ⌋
FE3D	⌞	PRESENTATION FORM FOR VERTICAL LEFT DOUBLE ANGLE BRACKET ≈ <vertical> 300A ⌞
FE3E	⌟	PRESENTATION FORM FOR VERTICAL RIGHT DOUBLE ANGLE BRACKET ≈ <vertical> 300B ⌟
FE3F	⌵	PRESENTATION FORM FOR VERTICAL LEFT ANGLE BRACKET ≈ <vertical> 3008 ⌵
FE40	⌶	PRESENTATION FORM FOR VERTICAL RIGHT ANGLE BRACKET ≈ <vertical> 3009 ⌶
FE41	⌷	PRESENTATION FORM FOR VERTICAL LEFT CORNER BRACKET ≈ <vertical> 300C ⌷
FE42	⌸	PRESENTATION FORM FOR VERTICAL RIGHT CORNER BRACKET ≈ <vertical> 300D ⌸
FE43	⌹	PRESENTATION FORM FOR VERTICAL LEFT WHITE CORNER BRACKET ≈ <vertical> 300E ⌹

FE44 ⌺ PRESENTATION FORM FOR VERTICAL RIGHT WHITE CORNER BRACKET  
≈ <vertical> 300F ⌺

**Sidelineing emphasis marks**

FE45	·	SESAME DOT → FE51 · small ideographic comma
FE46	◌	WHITE SESAME DOT • sesame dots are used beside vertical text for emphasis

**Glyphs for vertical variants**

FE47	⌈	PRESENTATION FORM FOR VERTICAL LEFT SQUARE BRACKET → 23B4 ⌈ top square bracket ≈ <vertical> 005B [
FE48	⌋	PRESENTATION FORM FOR VERTICAL RIGHT SQUARE BRACKET → 23B5 ⌋ bottom square bracket ≈ <vertical> 005D ]

**Overscores and underscores**

FE49	⸍	DASHED OVERLINE ≈ 203E ⸍ overline
FE4A	⸎	CENTRELINE OVERLINE ≈ 203E ⸎ overline
FE4B	⸏	WAVY OVERLINE ≈ 203E ⸏ overline
FE4C	⸐	DOUBLE WAVY OVERLINE ≈ 203E ⸐ overline
FE4D	⸑	DASHED LOW LINE ≈ 005F _ low line
FE4E	⸒	CENTRELINE LOW LINE ≈ 005F _ low line
FE4F	⸓	WAVY LOW LINE ≈ 005F _ low line