

2018-07-20

Universal Multiple-Octet Coded Character Set
International Organization for Standardization
Organisation Internationale de Normalisation
Международная организация по стандартизации

Doc Type: Working Group Document
Title: Proposal to add characters from legacy computers and teletext to the UCS
Source: Terminals Working Group
Authors: Doug Ewell, Rebecca Bettencourt, Ricardo Bánffy, Michael Everson, Eduardo Marín Silva, Elias Mårtenson, Mark Shoulson, Shawn Steele, and Rebecca Turner
Status: Individual Contribution
Action: For consideration by JTC1/SC2/WG2 and UTC
Date: 2018-07-20

1. Introduction. This document proposes the addition to the UCS of 235 new graphic characters to provide compatibility with a wide range of home computers, or “microcomputers,” manufactured approximately from the mid-1970s to the mid-1980s, and with the teletext broadcasting standard originally developed in the early 1970s.

***NOTE:** Mapping tables between legacy character sets and the allocations in this proposal are attached to the PDF version of this document.*

2. History. Box-drawing characters, solid and shaded blocks, and similar graphic characters were encoded in the UCS in 1991 (Unicode 1.0) for compatibility with established character sets, both in popular microcomputers—particularly the IBM PC—and in terminal-emulation software. The set of block characters was augmented in 1999 (Unicode 3.0) and in 2002 (Unicode 3.2) to cover additional platforms, due largely to proposals by Frank da Cruz (L2/98-353 through -355, L2/98-413, and L2/00-159), which also included C1 and EBCDIC control pictures, hex byte pictures, and some other graphic characters that were not accepted.

Over the years that followed, suggestions were occasionally made on the Unicode public mailing list to add characters from legacy platforms, but few formal proposals emerged. One that did was “Proposal to create a new block for missing Block Element characters,” by Eduardo Marín Silva (L2/17-194), which proposed five characters from the Sinclair ZX80 and ZX81 character sets.

A list discussion in April 2017 concerning the “PETSCII” character set, used in various forms by Commodore home computers ranging from the PET (1977) to the C128 (1985), led to the formation of an ad-hoc Terminals Working Group, which is responsible for this document.

Computers of this era enjoyed a great deal of popularity—the Commodore 64 is *still*, to this day, the largest-selling single computer model of all time—and spawned a large number of computer clubs and user groups devoted to these machines. Some of the original user groups are still in existence,

and new ones, often online-only, have emerged more recently. The characters proposed here are intended to benefit these users and hobbyists, by providing round-trip convertibility of character data between legacy platforms and the UCS. They may also facilitate the creation of software for these platforms, such as emulators and cross-assemblers, and have been requested by developers of present-day text-mode applications as well, to enhance pseudo-graphical displays.

3. Microcomputer platforms. The group considered the following platforms and character sets:

- Amstrad CPC (464, 664, 6128, etc.)
- Apple 8-bit computers (II, II Plus, IIe, III, and the 16-bit IIGs), including MouseText
- Atari 8-bit computers (400, 800, XL, XE) (“ATASCII”)
- Atari 16-bit computers (ST, STE, TT, Falcon), including the GEM windowing system
- Commodore 8-bit computers (PET, VIC-20, 64, 128) (“PETSCII”)
- Commodore Amiga (500, 1000, etc.)
- MSX computers (Spectravideo SV-328, Yamaha YIS503II, Canon V-20, etc.)
- RISC OS computers (Acorn, other ARM machines)
- Sinclair 8-bit computers (ZX80, ZX81, ZX Spectrum, and Timex Sinclair equivalents)
- Tandy TRS-80 computers (TRS-80 Model I, Model III, Model 4, Color Computer)
- Texas Instruments TI-99/4A

For many of these platforms, information about the character sets and text and graphics modes was available only through scanned copies of user manuals and photographs of screens showing a full or partial character dump. The group considered additional, lesser-used platforms, such as the Mattel Aquarius, but found even less supporting information; in some cases, it was impossible to identify certain characters used by these machines.

4. Teletext and Minitel. *Teletext* was a service invented in the United Kingdom in the early 1970s for broadcasting pages of information, generally text and simple block graphics, to analog television receivers via the vertical blanking interval. Teletext found its greatest popularity in Europe, where it was commonplace until the adoption of digital television; almost all analog television sets sold in Europe since the early 1980s had built-in teletext decoders.

Several different 7-bit character sets were defined for teletext, including a complete set of 2×3 block graphics (64 in all), analogous to the block quadrants found in other platforms, as well as additional mosaic graphics. There was also a set of 27 control characters which could be used to select foreground and background color, character height (single or double), and other attributes, similar to those found in the ISO 6429 (ANSI X3.64, ECMA-48) standard which was introduced later. Figure 10 illustrates several of these display techniques used on a single page. At least one line of microcomputers (the BBC Model B Microcomputer, manufactured by Acorn) supported a teletext display mode.

A digital version of teletext, using the same character encoding model, is still in use in Romania, as shown in Figure 12.

Later versions of the teletext specification included features such as (relatively) high-resolution graphics and dynamically redefinable character sets (DRCS), which are not considered in this document.

Minitel was an interactive videotext service, used in France from the early 1980s until 2012, that utilized dedicated terminals and standard telephone service to provide two-way online functionality, similar to many modern-day uses of the Internet. Like teletext, Minitel was character-based and made extensive use of 2×3 block characters to provide simple graphics.

5. Graphic characters. Most of the characters proposed in this document are *semigraphics*: block-style symbols which could be combined to simulate an all-points-addressable graphic display. Many platforms used these text characters to support a so-called “graphics mode”: small blocks could be “plotted” at various coordinates, and the appropriate full-sized block character consisting of the necessary “on” and “off” blocks would be displayed in text mode (Figure 9). The set also includes numerous box-drawing and shading characters, and some miscellaneous characters such as arrows and stick figures, which were present in the target platforms.

The word “sextant” is used in this document, by analogy with “quadrant”—a term used for certain UCS characters since 1999—to refer to a semigraphics block consisting of six smaller blocks or “cells” arranged in two columns and three rows. In the teletext specification, characters in this group could be displayed either with the cells joined together, as with the existing quadrant characters, or with a narrow space between cells. A teletext emulator could interpret the control character U+001A (“separated graphics”) to display space between cells, or U+0019 (“contiguous graphics”) to revert to the default, joined appearance (Figure 13).

Four of the 64 sextant block characters were unified with existing characters: the left and right half blocks and full block were unified with the visually identical U+258C, U+2590, and U+2588, while the empty block can be mapped to an existing space character with suitable properties, such as U+00A0 NO-BREAK SPACE.

Other line-drawing and partial-block characters proposed in this document were determined not to be unifiable with existing characters. For example, the horizontal one-eighth blocks are similar in nature to the horizontal scan line characters at U+23BA through U+23BD and U+2500, but are defined strictly in terms of an 8-row cell, just as the horizontal scan lines are defined in terms of a 9-row cell. In a similar way, and additionally because of source separation, the two 4×4 checkerboards from PETSCII could not be unified with U+2592 MEDIUM SHADE or with the proposed U+1FBA0 INVERSE MEDIUM SHADE. New semigraphics characters proposed here are intended to “fit together” visually, the same way the existing ones do.

Some of the graphic characters are intended to be used together, to represent line-drawing images that would not fit within a single character block. Examples include LEFT, MIDDLE, and RIGHT THIRD WHITE RIGHT POINTING INDEX from the TRS-80 Model III and Model 4, and LEFT and RIGHT HALF RUNNING MAN from MouseText on the Apple IIc. These are analogous to U+2320 TOP HALF INTEGRAL and U+2321 BOTTOM HALF INTEGRAL, which, like the present characters, were encoded for compatibility.

6. BORDER-COLOURED FULL BLOCK. Microcomputers typically displayed video output on a television instead of a monitor, and usually displayed a visible border around the text or graphics content. Because this border was often prominent, many microcomputers defined a separate “border color” in addition to foreground and background colors. The TI-99/4A, uniquely, had a text character that displayed as a full block in the same color as the border (Figure 5), called the *edge character* in Texas Instruments documentation; U+1FBAF BORDER-COLOURED FULL BLOCK is proposed as the functional equivalent of this character.

7. Seven-segment digits. The character set for Atari 16-bit machines (ST and successors) defined clones of the ASCII digits 0 through 9, styled as upright (i.e. not oblique) seven-segment digits, in the code space below 0x20. These styled digits were particularly popular in Atari ST applications, where they were used in separate domains from regular ASCII digits, such as game scores. Representatives of the Atari ST user community have specifically requested these characters. They are proposed here at code points U+1FBF0 through U+1FBF9.

8. Characters not proposed. Not all characters identified in the target platforms were deemed suitable for encoding. For example, the character set for Atari 16-bit machines included two characters for the left and right halves of the Atari logo, and four which could be arranged to form an image of the fictional character J.R. “Bob” Dobbs (see Wikipedia article). Both of these symbols, like the existing Apple logo, were determined to be IP-encumbered and thus are not proposed here.

Glyphs from lesser-used platforms that the group observed but could not identify are also not proposed, as described above.

Characters that could not be attested in any of the target platforms are not proposed. One code point, U+1FBA3, was left unassigned in this proposal as a placeholder for the as-yet unattested *LEFT HALF BLOCK AND RIGHT HALF INVERSE MEDIUM SHADE, which would be the reverse-video equivalent of U+1FB9D RIGHT HALF MEDIUM SHADE from the Aquarius.

“Reverse video” or “inverse video” characters, which were present on nearly all microcomputers of the 1970s and 1980s and often served the same purpose that bold or italic characters serve today, have been determined to be out of scope for the UCS and are not proposed here. In a previous version of this proposal (L2/17-435), they were proposed as variation sequences. The ISO 6429 display sequences **SGR 7** (“negative image”) and **SGR 0** (“default rendition”) are suggested as a higher-level protocol to achieve this effect.

Control characters from microcomputer platforms and teletext were considered, but also determined to be out of scope for the UCS. These characters were located in what would today be considered the C0 control range (0x00–0x1F) or the C1 control range (0x7F–0x9F). Processes that need to interchange these codes should simply interchange the binary C0 or C1 value, extended to the UCS code space but without further mapping. Emulators should treat these control codes as appropriate for the targeted environment.

9. Character names. At least since the 1970s, international SDOs such as ECMA and national bodies such as ANSI and BSI have assigned names to the elements of coded character sets. By contrast, vendors of microcomputers, and even the developers of the teletext standard, tended to provide at best a code chart or image of a screen showing the character set, usually without names. We have attempted to invent names for these characters that are meaningful, unique, and conformant to WG2 and UTC guidelines.

10. Ordering and code point assignment. The proposed characters are presented roughly in groups: block sextants are together, followed by other mosaic graphics, and so forth. Although the exact order of these characters within their groups is not an overriding concern, it seems reasonable that the groups should be kept together.

All characters (with the exception of two arrows which seemed to fit logically within an existing block) are shown here with a suggested code point in a new block (1FB00..1FBFF) that is unassigned and adjacent to existing symbol blocks, according to the “Roadmap to the SMP,” revision 11.0.0. A placeholder block name, “Graphics for Legacy Computing,” is listed in the summary form. However, it is understood that final assignment of blocks, code points, and block and character names is completely at the discretion of UTC and/or WG2.

11. Implementation. To assist implementers of emulators and conversion tools with the variety of mechanisms discussed in this proposal—existing and new block graphics characters, control codes, ISO 6429 sequences for reverse video, and so forth—the group has developed an extensive set of mapping tables, providing suggested mappings from the legacy character sets to the UCS. These mapping tables are attached to the PDF version of this document. The group is also drafting a Unicode Technical Note to explain the mechanisms and recommended techniques for working with them.

12. Unicode character properties.

```
2B96;ARROW POINTING UPWARDS THEN NORTH WEST;So;0;ON;;;;;N;;;;;
2B97;ARROW POINTING RIGHTWARDS THEN CURVING SOUTH WEST;So;0;ON;;;;;N;;;;;
1FB00;BLOCK SEXTANT-1;So;0;ON;;;;;N;;;;;
1FB01;BLOCK SEXTANT-2;So;0;ON;;;;;N;;;;;
1FB02;BLOCK SEXTANT-12;So;0;ON;;;;;N;;;;;
1FB03;BLOCK SEXTANT-3;So;0;ON;;;;;N;;;;;
1FB04;BLOCK SEXTANT-13;So;0;ON;;;;;N;;;;;
1FB05;BLOCK SEXTANT-23;So;0;ON;;;;;N;;;;;
1FB06;BLOCK SEXTANT-123;So;0;ON;;;;;N;;;;;
1FB07;BLOCK SEXTANT-4;So;0;ON;;;;;N;;;;;
1FB08;BLOCK SEXTANT-14;So;0;ON;;;;;N;;;;;
1FB09;BLOCK SEXTANT-24;So;0;ON;;;;;N;;;;;
1FB0A;BLOCK SEXTANT-124;So;0;ON;;;;;N;;;;;
1FB0B;BLOCK SEXTANT-34;So;0;ON;;;;;N;;;;;
1FB0C;BLOCK SEXTANT-134;So;0;ON;;;;;N;;;;;
1FB0D;BLOCK SEXTANT-234;So;0;ON;;;;;N;;;;;
1FB0E;BLOCK SEXTANT-1234;So;0;ON;;;;;N;;;;;
1FB0F;BLOCK SEXTANT-5;So;0;ON;;;;;N;;;;;
1FB10;BLOCK SEXTANT-15;So;0;ON;;;;;N;;;;;
1FB11;BLOCK SEXTANT-25;So;0;ON;;;;;N;;;;;
1FB12;BLOCK SEXTANT-125;So;0;ON;;;;;N;;;;;
1FB13;BLOCK SEXTANT-35;So;0;ON;;;;;N;;;;;
1FB14;BLOCK SEXTANT-235;So;0;ON;;;;;N;;;;;
1FB15;BLOCK SEXTANT-1235;So;0;ON;;;;;N;;;;;
1FB16;BLOCK SEXTANT-45;So;0;ON;;;;;N;;;;;
1FB17;BLOCK SEXTANT-145;So;0;ON;;;;;N;;;;;
1FB18;BLOCK SEXTANT-245;So;0;ON;;;;;N;;;;;
1FB19;BLOCK SEXTANT-1245;So;0;ON;;;;;N;;;;;
1FB1A;BLOCK SEXTANT-345;So;0;ON;;;;;N;;;;;
1FB1B;BLOCK SEXTANT-1345;So;0;ON;;;;;N;;;;;
1FB1C;BLOCK SEXTANT-2345;So;0;ON;;;;;N;;;;;
1FB1D;BLOCK SEXTANT-12345;So;0;ON;;;;;N;;;;;
1FB1E;BLOCK SEXTANT-6;So;0;ON;;;;;N;;;;;
1FB1F;BLOCK SEXTANT-16;So;0;ON;;;;;N;;;;;
1FB20;BLOCK SEXTANT-26;So;0;ON;;;;;N;;;;;
1FB21;BLOCK SEXTANT-126;So;0;ON;;;;;N;;;;;
1FB22;BLOCK SEXTANT-36;So;0;ON;;;;;N;;;;;
1FB23;BLOCK SEXTANT-136;So;0;ON;;;;;N;;;;;
1FB24;BLOCK SEXTANT-236;So;0;ON;;;;;N;;;;;
1FB25;BLOCK SEXTANT-1236;So;0;ON;;;;;N;;;;;
1FB26;BLOCK SEXTANT-46;So;0;ON;;;;;N;;;;;
1FB27;BLOCK SEXTANT-146;So;0;ON;;;;;N;;;;;
1FB28;BLOCK SEXTANT-1246;So;0;ON;;;;;N;;;;;
1FB29;BLOCK SEXTANT-346;So;0;ON;;;;;N;;;;;
1FB2A;BLOCK SEXTANT-1346;So;0;ON;;;;;N;;;;;
1FB2B;BLOCK SEXTANT-2346;So;0;ON;;;;;N;;;;;
1FB2C;BLOCK SEXTANT-12346;So;0;ON;;;;;N;;;;;
1FB2D;BLOCK SEXTANT-56;So;0;ON;;;;;N;;;;;
1FB2E;BLOCK SEXTANT-156;So;0;ON;;;;;N;;;;;
1FB2F;BLOCK SEXTANT-256;So;0;ON;;;;;N;;;;;
1FB30;BLOCK SEXTANT-1256;So;0;ON;;;;;N;;;;;
1FB31;BLOCK SEXTANT-356;So;0;ON;;;;;N;;;;;
1FB32;BLOCK SEXTANT-1356;So;0;ON;;;;;N;;;;;
1FB33;BLOCK SEXTANT-2356;So;0;ON;;;;;N;;;;;
1FB34;BLOCK SEXTANT-12356;So;0;ON;;;;;N;;;;;
1FB35;BLOCK SEXTANT-456;So;0;ON;;;;;N;;;;;
1FB36;BLOCK SEXTANT-1456;So;0;ON;;;;;N;;;;;
1FB37;BLOCK SEXTANT-2456;So;0;ON;;;;;N;;;;;
1FB38;BLOCK SEXTANT-12456;So;0;ON;;;;;N;;;;;
1FB39;BLOCK SEXTANT-3456;So;0;ON;;;;;N;;;;;
1FB3A;BLOCK SEXTANT-13456;So;0;ON;;;;;N;;;;;
1FB3B;BLOCK SEXTANT-23456;So;0;ON;;;;;N;;;;;
1FB3C;LOWER LEFT BLOCK DIAGONAL LOWER MIDDLE LEFT TO LOWER CENTRE;So;0;ON;;;;;N;;;;;
1FB3D;LOWER LEFT BLOCK DIAGONAL LOWER MIDDLE LEFT TO LOWER RIGHT;So;0;ON;;;;;N;;;;;
1FB3E;LOWER LEFT BLOCK DIAGONAL UPPER MIDDLE LEFT TO LOWER CENTRE;So;0;ON;;;;;N;;;;;
1FB3F;LOWER LEFT BLOCK DIAGONAL UPPER MIDDLE LEFT TO LOWER RIGHT;So;0;ON;;;;;N;;;;;
1FB40;LOWER LEFT BLOCK DIAGONAL UPPER LEFT TO LOWER CENTRE;So;0;ON;;;;;N;;;;;
1FB41;LOWER RIGHT BLOCK DIAGONAL UPPER MIDDLE LEFT TO UPPER CENTRE;So;0;ON;;;;;N;;;;;
1FB42;LOWER RIGHT BLOCK DIAGONAL UPPER MIDDLE LEFT TO UPPER RIGHT;So;0;ON;;;;;N;;;;;
1FB43;LOWER RIGHT BLOCK DIAGONAL LOWER MIDDLE LEFT TO UPPER CENTRE;So;0;ON;;;;;N;;;;;
```

1FB44;LOWER RIGHT BLOCK DIAGONAL LOWER MIDDLE LEFT TO UPPER RIGHT;So;0;ON;;;;;N;;;;;
1FB45;LOWER RIGHT BLOCK DIAGONAL LOWER LEFT TO UPPER CENTRE;So;0;ON;;;;;N;;;;;
1FB46;LOWER RIGHT BLOCK DIAGONAL LOWER MIDDLE LEFT TO UPPER MIDDLE RIGHT;So;0;ON;;;;;N;;;;;
1FB47;LOWER RIGHT BLOCK DIAGONAL LOWER CENTRE TO LOWER MIDDLE RIGHT;So;0;ON;;;;;N;;;;;
1FB48;LOWER RIGHT BLOCK DIAGONAL LOWER LEFT TO LOWER MIDDLE RIGHT;So;0;ON;;;;;N;;;;;
1FB49;LOWER RIGHT BLOCK DIAGONAL LOWER CENTRE TO UPPER MIDDLE RIGHT;So;0;ON;;;;;N;;;;;
1FB4A;LOWER RIGHT BLOCK DIAGONAL LOWER LEFT TO UPPER MIDDLE RIGHT;So;0;ON;;;;;N;;;;;
1FB4B;LOWER RIGHT BLOCK DIAGONAL LOWER CENTRE TO UPPER RIGHT;So;0;ON;;;;;N;;;;;
1FB4C;LOWER LEFT BLOCK DIAGONAL UPPER CENTRE TO UPPER MIDDLE RIGHT;So;0;ON;;;;;N;;;;;
1FB4D;LOWER LEFT BLOCK DIAGONAL UPPER LEFT TO UPPER MIDDLE RIGHT;So;0;ON;;;;;N;;;;;
1FB4E;LOWER LEFT BLOCK DIAGONAL UPPER CENTRE TO LOWER MIDDLE RIGHT;So;0;ON;;;;;N;;;;;
1FB4F;LOWER LEFT BLOCK DIAGONAL UPPER LEFT TO LOWER MIDDLE RIGHT;So;0;ON;;;;;N;;;;;
1FB50;LOWER LEFT BLOCK DIAGONAL UPPER CENTRE TO LOWER RIGHT;So;0;ON;;;;;N;;;;;
1FB51;LOWER LEFT BLOCK DIAGONAL UPPER MIDDLE LEFT TO LOWER MIDDLE RIGHT;So;0;ON;;;;;N;;;;;
1FB52;UPPER RIGHT BLOCK DIAGONAL LOWER MIDDLE LEFT TO LOWER CENTRE;So;0;ON;;;;;N;;;;;
1FB53;UPPER RIGHT BLOCK DIAGONAL LOWER MIDDLE LEFT TO LOWER RIGHT;So;0;ON;;;;;N;;;;;
1FB54;UPPER RIGHT BLOCK DIAGONAL UPPER MIDDLE LEFT TO LOWER CENTRE;So;0;ON;;;;;N;;;;;
1FB55;UPPER RIGHT BLOCK DIAGONAL UPPER MIDDLE LEFT TO LOWER RIGHT;So;0;ON;;;;;N;;;;;
1FB56;UPPER RIGHT BLOCK DIAGONAL UPPER LEFT TO LOWER CENTRE;So;0;ON;;;;;N;;;;;
1FB57;UPPER LEFT BLOCK DIAGONAL UPPER MIDDLE LEFT TO UPPER CENTRE;So;0;ON;;;;;N;;;;;
1FB58;UPPER LEFT BLOCK DIAGONAL UPPER MIDDLE LEFT TO UPPER RIGHT;So;0;ON;;;;;N;;;;;
1FB59;UPPER LEFT BLOCK DIAGONAL LOWER MIDDLE LEFT TO UPPER CENTRE;So;0;ON;;;;;N;;;;;
1FB5A;UPPER LEFT BLOCK DIAGONAL LOWER MIDDLE LEFT TO UPPER RIGHT;So;0;ON;;;;;N;;;;;
1FB5B;UPPER LEFT BLOCK DIAGONAL LOWER LEFT TO UPPER CENTRE;So;0;ON;;;;;N;;;;;
1FB5C;UPPER LEFT BLOCK DIAGONAL LOWER MIDDLE LEFT TO UPPER MIDDLE RIGHT;So;0;ON;;;;;N;;;;;
1FB5D;UPPER LEFT BLOCK DIAGONAL LOWER CENTRE TO LOWER MIDDLE RIGHT;So;0;ON;;;;;N;;;;;
1FB5E;UPPER LEFT BLOCK DIAGONAL LOWER LEFT TO LOWER MIDDLE RIGHT;So;0;ON;;;;;N;;;;;
1FB5F;UPPER LEFT BLOCK DIAGONAL LOWER CENTRE TO UPPER MIDDLE RIGHT;So;0;ON;;;;;N;;;;;
1FB60;UPPER LEFT BLOCK DIAGONAL LOWER LEFT TO UPPER MIDDLE RIGHT;So;0;ON;;;;;N;;;;;
1FB61;UPPER LEFT BLOCK DIAGONAL LOWER CENTRE TO UPPER RIGHT;So;0;ON;;;;;N;;;;;
1FB62;UPPER RIGHT BLOCK DIAGONAL UPPER CENTRE TO UPPER MIDDLE RIGHT;So;0;ON;;;;;N;;;;;
1FB63;UPPER RIGHT BLOCK DIAGONAL UPPER LEFT TO UPPER MIDDLE RIGHT;So;0;ON;;;;;N;;;;;
1FB64;UPPER RIGHT BLOCK DIAGONAL UPPER CENTRE TO LOWER MIDDLE RIGHT;So;0;ON;;;;;N;;;;;
1FB65;UPPER RIGHT BLOCK DIAGONAL UPPER LEFT TO LOWER MIDDLE RIGHT;So;0;ON;;;;;N;;;;;
1FB66;UPPER RIGHT BLOCK DIAGONAL UPPER CENTRE TO LOWER RIGHT;So;0;ON;;;;;N;;;;;
1FB67;UPPER RIGHT BLOCK DIAGONAL UPPER MIDDLE LEFT TO LOWER MIDDLE RIGHT;So;0;ON;;;;;N;;;;;
1FB68;UPPER AND RIGHT AND LOWER TRIANGULAR THREE QUARTERS BLOCK;So;0;ON;;;;;N;;;;;
1FB69;LEFT AND LOWER AND RIGHT TRIANGULAR THREE QUARTERS BLOCK;So;0;ON;;;;;N;;;;;
1FB6A;UPPER AND LEFT AND LOWER TRIANGULAR THREE QUARTERS BLOCK;So;0;ON;;;;;N;;;;;
1FB6B;LEFT AND UPPER AND RIGHT TRIANGULAR THREE QUARTERS BLOCK;So;0;ON;;;;;N;;;;;
1FB6C;LEFT TRIANGULAR ONE QUARTER BLOCK;So;0;ON;;;;;N;;;;;
1FB6D;UPPER TRIANGULAR ONE QUARTER BLOCK;So;0;ON;;;;;N;;;;;
1FB6E;RIGHT TRIANGULAR ONE QUARTER BLOCK;So;0;ON;;;;;N;;;;;
1FB6F;LOWER TRIANGULAR ONE QUARTER BLOCK;So;0;ON;;;;;N;;;;;
1FB70;VERTICAL ONE EIGHTH BLOCK-2;So;0;ON;;;;;N;;;;;
1FB71;VERTICAL ONE EIGHTH BLOCK-3;So;0;ON;;;;;N;;;;;
1FB72;VERTICAL ONE EIGHTH BLOCK-4;So;0;ON;;;;;N;;;;;
1FB73;VERTICAL ONE EIGHTH BLOCK-5;So;0;ON;;;;;N;;;;;
1FB74;VERTICAL ONE EIGHTH BLOCK-6;So;0;ON;;;;;N;;;;;
1FB75;VERTICAL ONE EIGHTH BLOCK-7;So;0;ON;;;;;N;;;;;
1FB76;HORIZONTAL ONE EIGHTH BLOCK-2;So;0;ON;;;;;N;;;;;
1FB77;HORIZONTAL ONE EIGHTH BLOCK-3;So;0;ON;;;;;N;;;;;
1FB78;HORIZONTAL ONE EIGHTH BLOCK-4;So;0;ON;;;;;N;;;;;
1FB79;HORIZONTAL ONE EIGHTH BLOCK-5;So;0;ON;;;;;N;;;;;
1FB7A;HORIZONTAL ONE EIGHTH BLOCK-6;So;0;ON;;;;;N;;;;;
1FB7B;HORIZONTAL ONE EIGHTH BLOCK-7;So;0;ON;;;;;N;;;;;
1FB7C;LEFT AND LOWER ONE EIGHTH BLOCK;So;0;ON;;;;;N;;;;;
1FB7D;LEFT AND UPPER ONE EIGHTH BLOCK;So;0;ON;;;;;N;;;;;
1FB7E;RIGHT AND UPPER ONE EIGHTH BLOCK;So;0;ON;;;;;N;;;;;
1FB7F;RIGHT AND LOWER ONE EIGHTH BLOCK;So;0;ON;;;;;N;;;;;
1FB80;UPPER AND LOWER ONE EIGHTH BLOCK;So;0;ON;;;;;N;;;;;
1FB81;HORIZONTAL ONE EIGHTH BLOCK-1358;So;0;ON;;;;;N;;;;;
1FB82;UPPER ONE QUARTER BLOCK;So;0;ON;;;;;N;;;;;
1FB83;UPPER THREE EIGHTHS BLOCK;So;0;ON;;;;;N;;;;;
1FB84;UPPER FIVE EIGHTHS BLOCK;So;0;ON;;;;;N;;;;;
1FB85;UPPER THREE QUARTERS BLOCK;So;0;ON;;;;;N;;;;;
1FB86;UPPER SEVEN EIGHTHS BLOCK;So;0;ON;;;;;N;;;;;
1FB87;RIGHT ONE QUARTER BLOCK;So;0;ON;;;;;N;;;;;
1FB88;RIGHT THREE EIGHTHS BLOCK;So;0;ON;;;;;N;;;;;
1FB89;RIGHT FIVE EIGHTHS BLOCK;So;0;ON;;;;;N;;;;;
1FB8A;RIGHT THREE QUARTERS BLOCK;So;0;ON;;;;;N;;;;;
1FB8B;RIGHT SEVEN EIGHTHS BLOCK;So;0;ON;;;;;N;;;;;
1FB8C;UPPER RIGHT SEVEN EIGHTHS BLOCK;So;0;ON;;;;;N;;;;;

1FB8D;LOWER RIGHT SEVEN EIGHTHS BLOCK;So;0;ON;;;;;N;;;;;
1FB8E;LOWER LEFT SEVEN EIGHTHS BLOCK;So;0;ON;;;;;N;;;;;
1FB8F;UPPER LEFT SEVEN EIGHTHS BLOCK;So;0;ON;;;;;N;;;;;
1FB90;LEFT ONE EIGHTH BLOCK AND RIGHT THREE QUARTERS BLOCK;So;0;ON;;;;;N;;;;;
1FB91;LEFT ONE QUARTER BLOCK AND RIGHT FIVE EIGHTHS BLOCK;So;0;ON;;;;;N;;;;;
1FB92;LEFT THREE EIGHTHS BLOCK AND RIGHT HALF BLOCK;So;0;ON;;;;;N;;;;;
1FB93;LEFT HALF BLOCK AND RIGHT THREE EIGHTHS BLOCK;So;0;ON;;;;;N;;;;;
1FB94;LEFT FIVE EIGHTHS BLOCK AND RIGHT ONE QUARTER BLOCK;So;0;ON;;;;;N;;;;;
1FB95;LEFT THREE QUARTERS BLOCK AND RIGHT ONE EIGHTH BLOCK;So;0;ON;;;;;N;;;;;
1FB96;UPPER ONE EIGHTH BLOCK AND LOWER THREE QUARTERS BLOCK;So;0;ON;;;;;N;;;;;
1FB97;UPPER ONE QUARTER BLOCK AND LOWER FIVE EIGHTHS BLOCK;So;0;ON;;;;;N;;;;;
1FB98;UPPER THREE EIGHTHS BLOCK AND LOWER HALF BLOCK;So;0;ON;;;;;N;;;;;
1FB99;UPPER HALF BLOCK AND LOWER THREE EIGHTHS BLOCK;So;0;ON;;;;;N;;;;;
1FB9A;UPPER FIVE EIGHTHS BLOCK AND LOWER ONE QUARTER BLOCK;So;0;ON;;;;;N;;;;;
1FB9B;UPPER THREE QUARTERS BLOCK AND LOWER ONE EIGHTH BLOCK;So;0;ON;;;;;N;;;;;
1FB9C;LEFT HALF MEDIUM SHADE;So;0;ON;;;;;N;;;;;
1FB9D;RIGHT HALF MEDIUM SHADE;So;0;ON;;;;;N;;;;;
1FB9E;UPPER HALF MEDIUM SHADE;So;0;ON;;;;;N;;;;;
1FB9F;LOWER HALF MEDIUM SHADE;So;0;ON;;;;;N;;;;;
1FBA0;INVERSE MEDIUM SHADE;So;0;ON;;;;;N;;;;;
1FBA1;UPPER HALF BLOCK AND LOWER HALF INVERSE MEDIUM SHADE;So;0;ON;;;;;N;;;;;
1FBA2;UPPER HALF INVERSE MEDIUM SHADE AND LOWER HALF BLOCK;So;0;ON;;;;;N;;;;;
1FBA4;LEFT HALF INVERSE MEDIUM SHADE AND RIGHT HALF BLOCK;So;0;ON;;;;;N;;;;;
1FBA5;FOUR-BY-FOUR CHECKER BOARD;So;0;ON;;;;;N;;;;;
1FBA6;REVERSE FOUR-BY-FOUR CHECKER BOARD;So;0;ON;;;;;N;;;;;
1FBA7;UPPER LEFT TO LOWER RIGHT FILL;So;0;ON;;;;;N;;;;;
1FBA8;INVERSE UPPER LEFT TO LOWER RIGHT FILL;So;0;ON;;;;;N;;;;;
1FBA9;UPPER RIGHT TO LOWER LEFT FILL;So;0;ON;;;;;N;;;;;
1FBAA;INVERSE UPPER RIGHT TO LOWER LEFT FILL;So;0;ON;;;;;N;;;;;
1FBAB;INVERSE CHECK MARK;So;0;ON;;;;;N;;;;;
1FBAC;INVERSE LIGHT DIAGONAL CROSS;So;0;ON;;;;;N;;;;;
1FBAD;INVERSE LIGHT DIAGONAL MIDDLE RIGHT TO LOWER CENTRE;So;0;ON;;;;;N;;;;;
1FBAE;INVERSE LIGHT DIAGONAL DIAMOND;So;0;ON;;;;;N;;;;;
1FBAF;BORDER-COLOURED FULL BLOCK;So;0;ON;;;;;N;;;;;
1FBB0;BOX DRAWINGS LIGHT DIAGONAL UPPER CENTRE TO MIDDLE LEFT TO LOWER CENTRE;So;0;ON;;;;;N;;;;;
1FBB1;BOX DRAWINGS LIGHT DIAGONAL UPPER CENTRE TO MIDDLE RIGHT TO LOWER CENTRE;So;0;ON;;;;;N;;;;;
1FBB2;BOX DRAWINGS LIGHT DIAGONAL MIDDLE LEFT TO LOWER CENTRE TO MIDDLE RIGHT;So;0;ON;;;;;N;;;;;
1FBB3;BOX DRAWINGS LIGHT DIAGONAL MIDDLE LEFT TO UPPER CENTRE TO MIDDLE RIGHT;So;0;ON;;;;;N;;;;;
1FBB4;BOX DRAWINGS LIGHT DIAGONAL UPPER CENTRE TO MIDDLE LEFT;So;0;ON;;;;;N;;;;;
1FBB5;BOX DRAWINGS LIGHT DIAGONAL UPPER CENTRE TO MIDDLE RIGHT;So;0;ON;;;;;N;;;;;
1FBB6;BOX DRAWINGS LIGHT DIAGONAL MIDDLE LEFT TO LOWER CENTRE;So;0;ON;;;;;N;;;;;
1FBB7;BOX DRAWINGS LIGHT DIAGONAL MIDDLE RIGHT TO LOWER CENTRE;So;0;ON;;;;;N;;;;;
1FBB8;BOX DRAWINGS LIGHT DIAGONAL UPPER CENTRE TO MIDDLE LEFT AND MIDDLE RIGHT TO LOWER
CENTRE;So;0;ON;;;;;N;;;;;
1FBB9;BOX DRAWINGS LIGHT DIAGONAL UPPER CENTRE TO MIDDLE RIGHT AND MIDDLE LEFT TO LOWER
CENTRE;So;0;ON;;;;;N;;;;;
1FBBA;BOX DRAWINGS LIGHT DIAGONAL DIAMOND;So;0;ON;;;;;N;;;;;
1FBBB;BOX DRAWINGS LIGHT DIAGONAL UPPER CENTRE TO MIDDLE RIGHT TO LOWER CENTRE TO MIDDLE
LEFT;So;0;ON;;;;;N;;;;;
1FBBC;BOX DRAWINGS LIGHT DIAGONAL UPPER CENTRE TO MIDDLE LEFT TO LOWER CENTRE TO MIDDLE
RIGHT;So;0;ON;;;;;N;;;;;
1FBBD;BOX DRAWINGS LIGHT DIAGONAL MIDDLE LEFT TO UPPER CENTRE TO MIDDLE RIGHT TO LOWER
CENTRE;So;0;ON;;;;;N;;;;;
1FBBE;BOX DRAWINGS LIGHT DIAGONAL MIDDLE RIGHT TO UPPER CENTRE TO MIDDLE LEFT TO LOWER
CENTRE;So;0;ON;;;;;N;;;;;
1FBBF;BOX DRAWINGS LIGHT HORIZONTAL WITH VERTICAL STROKE;So;0;ON;;;;;N;;;;;
1FBC0;ARROWHEAD-SHAPED POINTER;So;0;ON;;;;;N;;;;;
1FBC1;LEFT HALF RUNNING MAN;So;0;ON;;;;;N;;;;;
1FBC2;RIGHT HALF RUNNING MAN;So;0;ON;;;;;N;;;;;
1FBC3;INVERSE DOWNWARDS ARROW WITH TIP LEFTWARDS;So;0;ON;;;;;N;;;;;
1FBC4;LEFTWARDS ARROW AND UPPER AND LOWER ONE EIGHTH BLOCK;So;0;ON;;;;;N;;;;;
1FBC5;RIGHTWARDS ARROW AND UPPER AND LOWER ONE EIGHTH BLOCK;So;0;ON;;;;;N;;;;;
1FBC6;DOWNWARDS ARROW AND RIGHT ONE EIGHTH BLOCK;So;0;ON;;;;;N;;;;;
1FBC7;UPWARDS ARROW AND RIGHT ONE EIGHTH BLOCK;So;0;ON;;;;;N;;;;;
1FBC8;LEFT HALF FOLDER;So;0;ON;;;;;N;;;;;
1FBC9;RIGHT HALF FOLDER;So;0;ON;;;;;N;;;;;
1FBCA;VOIDED GREEK CROSS;So;0;ON;;;;;N;;;;;
1FBCB;RIGHT OPEN SQUARED DOT;So;0;ON;;;;;N;;;;;
1FBCC;TWO PAIRS OF DIAGONAL LINES CROSSING;So;0;ON;;;;;N;;;;;
1FB CD;LEFT THIRD WHITE RIGHT POINTING INDEX;So;0;ON;;;;;N;;;;;
1FBCE;MIDDLE THIRD WHITE RIGHT POINTING INDEX;So;0;ON;;;;;N;;;;;
1FBCF;RIGHT THIRD WHITE RIGHT POINTING INDEX;So;0;ON;;;;;N;;;;;
1FBD0;NEGATIVE SQUARED QUESTION MARK;So;0;ON;;;;;N;;;;;


```

1FBD1;STICK FIGURE;So;0;ON;;;;N;;;;;
1FBD2;STICK FIGURE WITH ARMS RAISED;So;0;ON;;;;N;;;;;
1FBD3;STICK FIGURE LEANING LEFT;So;0;ON;;;;N;;;;;
1FBD4;STICK FIGURE LEANING RIGHT;So;0;ON;;;;N;;;;;
1FBD5;STICK FIGURE WITH DRESS;So;0;ON;;;;N;;;;;
1FBD6;WHITE UP-POINTING CHEVRON;So;0;ON;;;;N;;;;;
1FBD7;HEAVY HORIZONTAL FILL;So;0;ON;;;;N;;;;;
1FBD8;INVERSE HEAVY HORIZONTAL FILL;So;0;ON;;;;N;;;;;
1FBD9;WHITE HEAVY SALTIRE WITH ROUNDED CORNERS;So;0;ON;;;;N;;;;;
1FBDA;UPPER AND LOWER TRIANGULAR HALF BLOCK;So;0;ON;;;;N;;;;;
1FBDB;LEFT AND RIGHT TRIANGULAR HALF BLOCK;So;0;ON;;;;N;;;;;
1FBDC;UPPER LEFT TRIANGULAR MEDIUM SHADE;So;0;ON;;;;N;;;;;
1FBDD;UPPER RIGHT TRIANGULAR MEDIUM SHADE;So;0;ON;;;;N;;;;;
1FBDE;LOWER RIGHT TRIANGULAR MEDIUM SHADE;So;0;ON;;;;N;;;;;
1FBDF;LOWER LEFT TRIANGULAR MEDIUM SHADE;So;0;ON;;;;N;;;;;
1FBF0;SEGMENTED DIGIT ZERO;Nd;0;EN;<font> 0030;0;0;0;N;;;;;
1FBF1;SEGMENTED DIGIT ONE;Nd;0;EN;<font> 0031;1;1;1;N;;;;;
1FBF2;SEGMENTED DIGIT TWO;Nd;0;EN;<font> 0032;2;2;2;N;;;;;
1FBF3;SEGMENTED DIGIT THREE;Nd;0;EN;<font> 0033;3;3;3;N;;;;;
1FBF4;SEGMENTED DIGIT FOUR;Nd;0;EN;<font> 0034;4;4;4;N;;;;;
1FBF5;SEGMENTED DIGIT FIVE;Nd;0;EN;<font> 0035;5;5;5;N;;;;;
1FBF6;SEGMENTED DIGIT SIX;Nd;0;EN;<font> 0036;6;6;6;N;;;;;
1FBF7;SEGMENTED DIGIT SEVEN;Nd;0;EN;<font> 0037;7;7;7;N;;;;;
1FBF8;SEGMENTED DIGIT EIGHT;Nd;0;EN;<font> 0038;8;8;8;N;;;;;
1FBF9;SEGMENTED DIGIT NINE;Nd;0;EN;<font> 0039;9;9;9;N;;;;;

```

14. References.

- 3d@galax.xyz. 2014. “Teletext Character Set.”
<http://www.galax.xyz/TELETEXT/CHARSET.HTM>
- 3QD Developments Ltd. 2015. “RISC OS 3.7 User Guide.”
http://www.riscos.com/support/users/userguide3/book2ab/e_7.html
- Bettencourt, Rebecca. 2008. “The Ultimate Apple II Font.”
<http://www.kreativekorp.com/software/fonts/apple2.shtml>
- Bettencourt, Rebecca. 2012. “The Ultimate Commodore Font.”
<http://www.kreativekorp.com/software/fonts/c64.shtml>
- Bettencourt, Rebecca. 2014. “The Ultimate TRS-80 Font.”
<http://www.kreativekorp.com/software/fonts/trs80.shtml>
- British Broadcasting Corporation. 1984. “BBC Microcomputer System User Guide.”
- Covington, Michael A. Compute! issue 42. 1983. “All About The TI Character Set.”
http://www.atarimagazines.com/compute/issue42/082_1_ALL_ABOUT_THE_TI_CHARACTER_SET.php
- CPCWiki. 2012. “Keyboard Versions.” http://www.cpcwiki.eu/index.php/Keyboard_Versions
- da Cruz, Frank. 2000. “Supplemental Terminal Graphics for Unicode.”
<ftp://ftp.kermit.columbia.edu/kermit/ucsterminal/ucsterminal.txt>
- European Broadcasting Union. 1997. “Enhanced Teletext specification.”
http://www.etsi.org/deliver/etsi_i_ets/300700_300799/300706/01_60/ets_300706e01p.pdf
- Independent Broadcasting Authority. 1977. “IBA Technical Review #2: Technical Reference Book,” 3rd Edition. http://www.ntlpa.org.uk/wp-content/uploads/2013/06/IBA_TechnicalReviews1-24_PDF/IBA_TechnicalReview2_TechnicalReferenceBook2750.pdf
- Little, Gary B. 1985. “Inside the Apple IIe.” Bowie, MD: Brady Communications Company, Ltd.
- Marín Silva, Eduardo, 2017. “Proposal to create a new block for missing Block Element characters.” UTC document L2/17-194. <http://www.unicode.org/L2/L2017/17194-block-elements.pdf>

Microcomputer & Related Culture Foundation. 2016. "MSX font." https://www.msx.org/wiki/MSX_font

Niwatori, Shiroi. 2017. "Typvs Litterarvm Nisiciae." <http://hwm3.gyao.ne.jp/shiroi-niwatori/nishiki-teki.htm>

Oy, Aivosto. 2014. "Commodore PETSCII character sets." <http://www.aivosto.com/vbtips/petscii.pdf>

Phillips, George. 2014. "TRS-80 Fonts and Unicode." <http://48k.ca/fonts.html>

Teletext Art Research Lab. 2017. <http://teletextart.co.uk/>

Texas Instruments Incorporated. 1981. "TI Extended BASIC for the TI-99/4 home computer." <http://www.digitpress.com/library/manuals/ti994a/ti%20extended%20basic.pdf>

Texas Instruments Incorporated. 1979. "User's Reference Guide." http://www.99er.net/files/docs/TI994_User_Guide.pdf

Texas Instruments Incorporated. 1981. "User's Reference Guide." <http://www.99er.net/files/userrefguide.pdf>

Uiterweer, Bert Post. 2002. "CPC464/664/6128 ASCII Table." <http://cpctech.cpc-live.com/docs/cpckybd.pdf>

Wikipedia. 2017. "Atari ST character set." https://en.wikipedia.org/wiki/Atari_ST_character_set

Wikipedia. 2017. "ATASCII." <https://en.wikipedia.org/wiki/ATASCII>

Wikipedia. 2017. "PETSCII." <https://en.wikipedia.org/wiki/PETSCII>

Wikipedia. 2017. "Semigraphics." <https://en.wikipedia.org/wiki/Semigraphics>



Wikipedia. 2017. "World System Teletext." https://en.wikipedia.org/wiki/World_System_Teletext

Wikipedia. 2017. "ZX Spectrum character set." https://en.wikipedia.org/wiki/ZX_Spectrum_character_set

Wikipedia. 2017. "ZX80 character set." https://en.wikipedia.org/wiki/ZX80_character_set

Wikipedia. 2017. "ZX81 character set." https://en.wikipedia.org/wiki/ZX81_character_set

15. Disclaimer. All trademarks and registered trademarks mentioned herein are the property of their respective owners. The company and product names used in this document are for identification purposes only.

| | 2B0 | 2B1 | 2B2 | 2B3 | 2B4 | 2B5 | 2B6 | 2B7 | 2B8 | 2B9 | 2BA | 2BB | 2BC | 2BD | 2BE | 2BF |
|---|-----|-----|-----|-----|-----|-----|-----|-----|-----|--|-----|-----|-----|-----|-----|-----|
| 0 | | | | | | | | | | | | | | | | |
| 1 | | | | | | | | | | | | | | | | |
| 2 | | | | | | | | | | | | | | | | |
| 3 | | | | | | | | | | | | | | | | |
| 4 | | | | | | | | | | | | | | | | |
| 5 | | | | | | | | | | | | | | | | |
| 6 | | | | | | | | | |  | | | | | | |
| 7 | | | | | | | | | |  | | | | | | |
| 8 | | | | | | | | | | | | | | | | |
| 9 | | | | | | | | | | | | | | | | |
| A | | | | | | | | | | | | | | | | |
| B | | | | | | | | | | | | | | | | |
| C | | | | | | | | | | | | | | | | |
| D | | | | | | | | | | | | | | | | |
| E | | | | | | | | | | | | | | | | |
| F | | | | | | | | | | | | | | | | |

Arrows for legacy computing

- 2B96 ↶ ARROW POINTING UPWARDS THEN NORTH
WEST
- 2B97 ↷ ARROW POINTING RIGHTWARDS THEN
CURVING SOUTH WEST

| | 1FB0 | 1FB1 | 1FB2 | 1FB3 | 1FB4 | 1FB5 | 1FB6 | 1FB7 | 1FB8 | 1FB9 | 1FBA | 1FBB | 1FBC | 1FBD | 1FBE | 1FBF |
|---|------|------|------|------|------|------|------|------|------|------|------|------|------|------|------|------|
| 0 | | | | | | | | | | | | | | | | |
| 1 | | | | | | | | | | | | | | | | |
| 2 | | | | | | | | | | | | | | | | |
| 3 | | | | | | | | | | | | | | | | |
| 4 | | | | | | | | | | | | | | | | |
| 5 | | | | | | | | | | | | | | | | |
| 6 | | | | | | | | | | | | | | | | |
| 7 | | | | | | | | | | | | | | | | |
| 8 | | | | | | | | | | | | | | | | |
| 9 | | | | | | | | | | | | | | | | |
| A | | | | | | | | | | | | | | | | |
| B | | | | | | | | | | | | | | | | |
| C | | | | | | | | | | | | | | | | |
| D | | | | | | | | | | | | | | | | |
| E | | | | | | | | | | | | | | | | |
| F | | | | | | | | | | | | | | | | |

Block mosaic terminal graphic characters

| | | |
|-------|---|-----------------------------------|
| 1FB00 | ■ | BLOCK SEXTANT-1 |
| 1FB01 | ■ | BLOCK SEXTANT-2 |
| 1FB02 | ■ | BLOCK SEXTANT-12 |
| | | = upper one third block |
| 1FB03 | ■ | BLOCK SEXTANT-3 |
| 1FB04 | ■ | BLOCK SEXTANT-13 |
| 1FB05 | ■ | BLOCK SEXTANT-23 |
| 1FB06 | ■ | BLOCK SEXTANT-123 |
| 1FB07 | ■ | BLOCK SEXTANT-4 |
| 1FB08 | ■ | BLOCK SEXTANT-14 |
| 1FB09 | ■ | BLOCK SEXTANT-24 |
| 1FB0A | ■ | BLOCK SEXTANT-124 |
| 1FB0B | ■ | BLOCK SEXTANT-34 |
| | | = middle one third block |
| 1FB0C | ■ | BLOCK SEXTANT-134 |
| 1FB0D | ■ | BLOCK SEXTANT-234 |
| 1FB0E | ■ | BLOCK SEXTANT-1234 |
| | | = upper two thirds block |
| 1FB0F | ■ | BLOCK SEXTANT-5 |
| 1FB10 | ■ | BLOCK SEXTANT-15 |
| 1FB11 | ■ | BLOCK SEXTANT-25 |
| 1FB12 | ■ | BLOCK SEXTANT-125 |
| 1FB13 | ■ | BLOCK SEXTANT-35 |
| 1FB14 | ■ | BLOCK SEXTANT-235 |
| 1FB15 | ■ | BLOCK SEXTANT-1235 |
| 1FB16 | ■ | BLOCK SEXTANT-45 |
| 1FB17 | ■ | BLOCK SEXTANT-145 |
| 1FB18 | ■ | BLOCK SEXTANT-245 |
| 1FB19 | ■ | BLOCK SEXTANT-1245 |
| 1FB1A | ■ | BLOCK SEXTANT-345 |
| 1FB1B | ■ | BLOCK SEXTANT-1345 |
| 1FB1C | ■ | BLOCK SEXTANT-2345 |
| 1FB1D | ■ | BLOCK SEXTANT-12345 |
| 1FB1E | ■ | BLOCK SEXTANT-6 |
| 1FB1F | ■ | BLOCK SEXTANT-16 |
| 1FB20 | ■ | BLOCK SEXTANT-26 |
| 1FB21 | ■ | BLOCK SEXTANT-126 |
| 1FB22 | ■ | BLOCK SEXTANT-36 |
| 1FB23 | ■ | BLOCK SEXTANT-136 |
| 1FB24 | ■ | BLOCK SEXTANT-236 |
| 1FB25 | ■ | BLOCK SEXTANT-1236 |
| 1FB26 | ■ | BLOCK SEXTANT-46 |
| 1FB27 | ■ | BLOCK SEXTANT-146 |
| 1FB28 | ■ | BLOCK SEXTANT-1246 |
| 1FB29 | ■ | BLOCK SEXTANT-346 |
| 1FB2A | ■ | BLOCK SEXTANT-1346 |
| 1FB2B | ■ | BLOCK SEXTANT-2346 |
| 1FB2C | ■ | BLOCK SEXTANT-12346 |
| 1FB2D | ■ | BLOCK SEXTANT-56 |
| | | = lower one third block |
| 1FB2E | ■ | BLOCK SEXTANT-156 |
| 1FB2F | ■ | BLOCK SEXTANT-256 |
| 1FB30 | ■ | BLOCK SEXTANT-1256 |
| | | = upper and lower one third block |
| 1FB31 | ■ | BLOCK SEXTANT-356 |
| 1FB32 | ■ | BLOCK SEXTANT-1356 |
| 1FB33 | ■ | BLOCK SEXTANT-2356 |
| 1FB34 | ■ | BLOCK SEXTANT-12356 |
| 1FB35 | ■ | BLOCK SEXTANT-456 |
| 1FB36 | ■ | BLOCK SEXTANT-1456 |
| 1FB37 | ■ | BLOCK SEXTANT-2456 |
| 1FB38 | ■ | BLOCK SEXTANT-12456 |
| 1FB39 | ■ | BLOCK SEXTANT-3456 |
| | | = lower two thirds block |
| 1FB3A | ■ | BLOCK SEXTANT-13456 |

1FB3B ■ BLOCK SEXTANT-23456

Smooth mosaic terminal graphic characters

| | | |
|-------|---|--|
| 1FB3C | ▴ | LOWER LEFT BLOCK DIAGONAL LOWER MIDDLE LEFT TO LOWER CENTRE |
| 1FB3D | ▾ | LOWER LEFT BLOCK DIAGONAL LOWER MIDDLE LEFT TO LOWER RIGHT |
| 1FB3E | ▵ | LOWER LEFT BLOCK DIAGONAL UPPER MIDDLE LEFT TO LOWER CENTRE |
| 1FB3F | ▾ | LOWER LEFT BLOCK DIAGONAL UPPER MIDDLE LEFT TO LOWER RIGHT |
| 1FB40 | ▴ | LOWER LEFT BLOCK DIAGONAL UPPER LEFT TO LOWER CENTRE |
| 1FB41 | ▾ | LOWER RIGHT BLOCK DIAGONAL UPPER MIDDLE LEFT TO UPPER CENTRE |
| 1FB42 | ▵ | LOWER RIGHT BLOCK DIAGONAL UPPER MIDDLE LEFT TO UPPER RIGHT |
| 1FB43 | ▾ | LOWER RIGHT BLOCK DIAGONAL LOWER MIDDLE LEFT TO UPPER CENTRE |
| 1FB44 | ▴ | LOWER RIGHT BLOCK DIAGONAL LOWER MIDDLE LEFT TO UPPER RIGHT |
| 1FB45 | ▾ | LOWER RIGHT BLOCK DIAGONAL LOWER LEFT TO UPPER CENTRE |
| 1FB46 | ▵ | LOWER RIGHT BLOCK DIAGONAL LOWER MIDDLE LEFT TO UPPER MIDDLE RIGHT |
| 1FB47 | ▾ | LOWER RIGHT BLOCK DIAGONAL LOWER CENTRE TO LOWER MIDDLE RIGHT |
| 1FB48 | ▴ | LOWER RIGHT BLOCK DIAGONAL LOWER LEFT TO LOWER MIDDLE RIGHT |
| 1FB49 | ▾ | LOWER RIGHT BLOCK DIAGONAL LOWER CENTRE TO UPPER MIDDLE RIGHT |
| 1FB4A | ▵ | LOWER RIGHT BLOCK DIAGONAL LOWER LEFT TO UPPER MIDDLE RIGHT |
| 1FB4B | ▾ | LOWER RIGHT BLOCK DIAGONAL LOWER CENTRE TO UPPER RIGHT |
| 1FB4C | ▴ | LOWER LEFT BLOCK DIAGONAL UPPER CENTRE TO UPPER MIDDLE RIGHT |
| 1FB4D | ▾ | LOWER LEFT BLOCK DIAGONAL UPPER LEFT TO UPPER MIDDLE RIGHT |
| 1FB4E | ▵ | LOWER LEFT BLOCK DIAGONAL UPPER CENTRE TO LOWER MIDDLE RIGHT |
| 1FB4F | ▾ | LOWER LEFT BLOCK DIAGONAL UPPER LEFT TO LOWER MIDDLE RIGHT |
| 1FB50 | ▴ | LOWER LEFT BLOCK DIAGONAL UPPER CENTRE TO LOWER RIGHT |
| 1FB51 | ▾ | LOWER LEFT BLOCK DIAGONAL UPPER MIDDLE LEFT TO LOWER MIDDLE RIGHT |
| 1FB52 | ▵ | UPPER RIGHT BLOCK DIAGONAL LOWER MIDDLE LEFT TO LOWER CENTRE |
| 1FB53 | ▾ | UPPER RIGHT BLOCK DIAGONAL LOWER MIDDLE LEFT TO LOWER RIGHT |
| 1FB54 | ▴ | UPPER RIGHT BLOCK DIAGONAL UPPER MIDDLE LEFT TO LOWER CENTRE |
| 1FB55 | ▾ | UPPER RIGHT BLOCK DIAGONAL UPPER MIDDLE LEFT TO LOWER RIGHT |
| 1FB56 | ▵ | UPPER RIGHT BLOCK DIAGONAL UPPER LEFT TO LOWER CENTRE |
| 1FB57 | ▾ | UPPER LEFT BLOCK DIAGONAL UPPER MIDDLE LEFT TO UPPER CENTRE |
| 1FB58 | ▴ | UPPER LEFT BLOCK DIAGONAL UPPER MIDDLE LEFT TO UPPER RIGHT |
| 1FB59 | ▾ | UPPER LEFT BLOCK DIAGONAL LOWER MIDDLE LEFT TO UPPER CENTRE |
| 1FB5A | ▴ | UPPER LEFT BLOCK DIAGONAL LOWER MIDDLE LEFT TO UPPER RIGHT |
| 1FB5B | ▾ | UPPER LEFT BLOCK DIAGONAL LOWER LEFT TO UPPER CENTRE |
| 1FB5C | ▴ | UPPER LEFT BLOCK DIAGONAL LOWER MIDDLE LEFT TO UPPER MIDDLE RIGHT |
| 1FB5D | ▾ | UPPER LEFT BLOCK DIAGONAL LOWER CENTRE TO LOWER MIDDLE RIGHT |
| 1FB5E | ▴ | UPPER LEFT BLOCK DIAGONAL LOWER LEFT TO LOWER MIDDLE RIGHT |

| | | |
|-------|---|--|
| 1FB5F | ▀ | UPPER LEFT BLOCK DIAGONAL LOWER CENTRE TO UPPER MIDDLE RIGHT |
| 1FB60 | ▁ | UPPER LEFT BLOCK DIAGONAL LOWER LEFT TO UPPER MIDDLE RIGHT |
| 1FB61 | ▂ | UPPER LEFT BLOCK DIAGONAL LOWER CENTRE TO UPPER RIGHT |
| 1FB62 | ▃ | UPPER RIGHT BLOCK DIAGONAL UPPER CENTRE TO UPPER MIDDLE RIGHT |
| 1FB63 | ▄ | UPPER RIGHT BLOCK DIAGONAL UPPER LEFT TO UPPER MIDDLE RIGHT |
| 1FB64 | ▅ | UPPER RIGHT BLOCK DIAGONAL UPPER CENTRE TO LOWER MIDDLE RIGHT |
| 1FB65 | ▆ | UPPER RIGHT BLOCK DIAGONAL UPPER LEFT TO LOWER MIDDLE RIGHT |
| 1FB66 | ▇ | UPPER RIGHT BLOCK DIAGONAL UPPER CENTRE TO LOWER RIGHT |
| 1FB67 | █ | UPPER RIGHT BLOCK DIAGONAL UPPER MIDDLE LEFT TO LOWER MIDDLE RIGHT |
| 1FB68 | ▉ | UPPER AND RIGHT AND LOWER TRIANGULAR THREE QUARTERS BLOCK |
| 1FB69 | ▊ | LEFT AND LOWER AND RIGHT TRIANGULAR THREE QUARTERS BLOCK |
| 1FB6A | ▋ | UPPER AND LEFT AND LOWER TRIANGULAR THREE QUARTERS BLOCK |
| 1FB6B | ▌ | LEFT AND UPPER AND RIGHT TRIANGULAR THREE QUARTERS BLOCK |
| 1FB6C | ▍ | LEFT TRIANGULAR ONE QUARTER BLOCK |
| 1FB6D | ▎ | UPPER TRIANGULAR ONE QUARTER BLOCK |
| 1FB6E | ▏ | RIGHT TRIANGULAR ONE QUARTER BLOCK |
| 1FB6F | ▐ | LOWER TRIANGULAR ONE QUARTER BLOCK |

Block elements

| | | |
|-------|----|---|
| 1FB70 | | VERTICAL ONE EIGHTH BLOCK-2 → 258F left one eighth block |
| 1FB71 | | VERTICAL ONE EIGHTH BLOCK-3 |
| 1FB72 | | VERTICAL ONE EIGHTH BLOCK-4 |
| 1FB73 | | VERTICAL ONE EIGHTH BLOCK-5 |
| 1FB74 | | VERTICAL ONE EIGHTH BLOCK-6 |
| 1FB75 | | VERTICAL ONE EIGHTH BLOCK-7 → 2595 right one eighth block |
| 1FB76 | — | HORIZONTAL ONE EIGHTH BLOCK-2 → 2594 — upper one eighth block |
| 1FB77 | — | HORIZONTAL ONE EIGHTH BLOCK-3 |
| 1FB78 | — | HORIZONTAL ONE EIGHTH BLOCK-4 |
| 1FB79 | — | HORIZONTAL ONE EIGHTH BLOCK-5 |
| 1FB7A | — | HORIZONTAL ONE EIGHTH BLOCK-6 |
| 1FB7B | — | HORIZONTAL ONE EIGHTH BLOCK-7 → 2581 _ lower one eighth block |
| 1FB7C | ┌ | LEFT AND LOWER ONE EIGHTH BLOCK |
| 1FB7D | └ | LEFT AND UPPER ONE EIGHTH BLOCK |
| 1FB7E | ┐ | RIGHT AND UPPER ONE EIGHTH BLOCK |
| 1FB7F | ┘ | RIGHT AND LOWER ONE EIGHTH BLOCK |
| 1FB80 | ┌┐ | UPPER AND LOWER ONE EIGHTH BLOCK |
| 1FB81 | ▬ | HORIZONTAL ONE EIGHTH BLOCK-1358 |
| 1FB82 | ▩ | UPPER ONE QUARTER BLOCK → 2582 ▩ lower one quarter block |
| 1FB83 | ▨ | UPPER THREE EIGHTHS BLOCK → 2583 ▨ lower three eighths block |
| 1FB84 | ▧ | UPPER FIVE EIGHTHS BLOCK → 2585 ▧ lower five eighths block |
| 1FB85 | ▦ | UPPER THREE QUARTERS BLOCK → 2586 ▦ lower three quarters block |
| 1FB86 | ▥ | UPPER SEVEN EIGHTHS BLOCK → 2587 ▥ lower seven eighths block |
| 1FB87 | ▤ | RIGHT ONE QUARTER BLOCK → 258E ▤ left one quarter block |
| 1FB88 | ▣ | RIGHT THREE EIGHTHS BLOCK → 258D ▣ left three eighths block |

| | | |
|-------|---|---|
| 1FB89 | ▢ | RIGHT FIVE EIGHTHS BLOCK → 258B ▢ left five eighths block |
| 1FB8A | □ | RIGHT THREE QUARTERS BLOCK → 258A □ left three quarters block |
| 1FB8B | ■ | RIGHT SEVEN EIGHTHS BLOCK → 2589 ■ left seven eighths block |
| 1FB8C | ▟ | UPPER RIGHT SEVEN EIGHTHS BLOCK • a rectangle seven eighths the width and seven eighths the height of the character cell |
| 1FB8D | ▦ | LOWER RIGHT SEVEN EIGHTHS BLOCK |
| 1FB8E | ▧ | LOWER LEFT SEVEN EIGHTHS BLOCK |
| 1FB8F | ▨ | UPPER LEFT SEVEN EIGHTHS BLOCK |
| 1FB90 | ▩ | LEFT ONE EIGHTH BLOCK AND RIGHT THREE QUARTERS BLOCK |
| 1FB91 | ▪ | LEFT ONE QUARTER BLOCK AND RIGHT FIVE EIGHTHS BLOCK |
| 1FB92 | ▫ | LEFT THREE EIGHTHS BLOCK AND RIGHT HALF BLOCK |
| 1FB93 | ▬ | LEFT HALF BLOCK AND RIGHT THREE EIGHTHS BLOCK |
| 1FB94 | ▭ | LEFT FIVE EIGHTHS BLOCK AND RIGHT ONE QUARTER BLOCK |
| 1FB95 | ▮ | LEFT THREE QUARTERS BLOCK AND RIGHT ONE EIGHTH BLOCK |
| 1FB96 | ▯ | UPPER ONE EIGHTH BLOCK AND LOWER THREE QUARTERS BLOCK |
| 1FB97 | ▰ | UPPER ONE QUARTER BLOCK AND LOWER FIVE EIGHTHS BLOCK |
| 1FB98 | ▱ | UPPER THREE EIGHTHS BLOCK AND LOWER HALF BLOCK |
| 1FB99 | ▲ | UPPER HALF BLOCK AND LOWER THREE EIGHTHS BLOCK |
| 1FB9A | △ | UPPER FIVE EIGHTHS BLOCK AND LOWER ONE QUARTER BLOCK |
| 1FB9B | ▴ | UPPER THREE QUARTERS BLOCK AND LOWER ONE EIGHTH BLOCK |



Shade characters

| | | |
|-------|---|---|
| 1FB9C | ▩ | LEFT HALF MEDIUM SHADE |
| 1FB9D | ▨ | RIGHT HALF MEDIUM SHADE |
| 1FB9E | ▧ | UPPER HALF MEDIUM SHADE |
| 1FB9F | ▦ | LOWER HALF MEDIUM SHADE |
| 1FBA0 | ▥ | INVERSE MEDIUM SHADE → 2592 ▥ medium shade |
| 1FBA1 | ▤ | UPPER HALF BLOCK AND LOWER HALF INVERSE MEDIUM SHADE |
| 1FBA2 | ▣ | UPPER HALF INVERSE MEDIUM SHADE AND LOWER HALF BLOCK |
| 1FBA3 | ▢ | <reserved> = left half block and right half inverse medium shade |
| 1FBA4 | □ | LEFT HALF INVERSE MEDIUM SHADE AND RIGHT HALF BLOCK |



Terminal graphic characters

| | | |
|-------|---|---|
| 1FBA5 | ▣ | FOUR-BY-FOUR CHECKER BOARD → 1F67E ▣ checker board |
| 1FBA6 | ▤ | REVERSE FOUR-BY-FOUR CHECKER BOARD → 1F67F ▤ reverse checker board |
| 1FBA7 | ▥ | UPPER LEFT TO LOWER RIGHT FILL → 25A7 ▥ square with upper left to lower right fill |
| 1FBA8 | ▦ | INVERSE UPPER LEFT TO LOWER RIGHT FILL |
| 1FBA9 | ▧ | UPPER RIGHT TO LOWER LEFT FILL → 25A8 ▧ square with upper right to lower left fill |
| 1FBAA | ▨ | INVERSE UPPER RIGHT TO LOWER LEFT FILL |

Dingbat

1FBAB  INVERSE CHECK MARK
→ 2713  check mark

Terminal graphic characters

1FBAC  INVERSE LIGHT DIAGONAL CROSS
→ 2573  box drawings light diagonal cross

1FBAD  INVERSE LIGHT DIAGONAL MIDDLE RIGHT TO LOWER CENTRE

1FBAE  INVERSE LIGHT DIAGONAL DIAMOND

Colored block element

1FBAF  BORDER-COLOURED FULL BLOCK
→ 2588  full block

Character cell diagonals

1FBB0  BOX DRAWINGS LIGHT DIAGONAL UPPER CENTRE TO MIDDLE LEFT TO LOWER CENTRE

1FBB1  BOX DRAWINGS LIGHT DIAGONAL UPPER CENTRE TO MIDDLE RIGHT TO LOWER CENTRE

1FBB2  BOX DRAWINGS LIGHT DIAGONAL MIDDLE LEFT TO LOWER CENTRE TO MIDDLE RIGHT

1FBB3  BOX DRAWINGS LIGHT DIAGONAL MIDDLE LEFT TO UPPER CENTRE TO MIDDLE RIGHT

1FBB4  BOX DRAWINGS LIGHT DIAGONAL UPPER CENTRE TO MIDDLE LEFT


1FBB5  BOX DRAWINGS LIGHT DIAGONAL UPPER CENTRE TO MIDDLE RIGHT

1FBB6  BOX DRAWINGS LIGHT DIAGONAL MIDDLE LEFT TO LOWER CENTRE

1FBB7  BOX DRAWINGS LIGHT DIAGONAL MIDDLE RIGHT TO LOWER CENTRE

1FBB8  BOX DRAWINGS LIGHT DIAGONAL UPPER CENTRE TO MIDDLE LEFT AND MIDDLE RIGHT TO LOWER CENTRE

1FBB9  BOX DRAWINGS LIGHT DIAGONAL UPPER CENTRE TO MIDDLE RIGHT AND MIDDLE LEFT TO LOWER CENTRE

1FBBA  BOX DRAWINGS LIGHT DIAGONAL DIAMOND

1FBBB  BOX DRAWINGS LIGHT DIAGONAL UPPER CENTRE TO MIDDLE RIGHT TO LOWER CENTRE TO MIDDLE LEFT

1FBBC  BOX DRAWINGS LIGHT DIAGONAL UPPER CENTRE TO MIDDLE LEFT TO LOWER CENTRE TO MIDDLE RIGHT

1FBBD  BOX DRAWINGS LIGHT DIAGONAL MIDDLE LEFT TO UPPER CENTRE TO MIDDLE RIGHT TO LOWER CENTRE




1FBBE  BOX DRAWINGS LIGHT DIAGONAL MIDDLE RIGHT TO UPPER CENTRE TO MIDDLE LEFT TO LOWER CENTRE


Light solid line with stroke

1FBBF  BOX DRAWINGS LIGHT HORIZONTAL WITH VERTICAL STROKE



Terminal graphic characters

1FBC0  ARROWHEAD-SHAPED POINTER

1FBC1  LEFT HALF RUNNING MAN
• faces right whereas 1F3C3  faces left
• Running Man is the name for these characters in documentation for the Apple II
→ 1F3C3  runner

1FBC2  RIGHT HALF RUNNING MAN

Arrows

1FBC3  INVERSE DOWNWARDS ARROW WITH TIP LEFTWARDS
→ 21B2  downwards arrow with tip leftwards




1FBC4  LEFTWARDS ARROW AND UPPER AND LOWER ONE EIGHTH BLOCK

1FBC5  RIGHTWARDS ARROW AND UPPER AND LOWER ONE EIGHTH BLOCK




1FBC6  DOWNWARDS ARROW AND RIGHT ONE EIGHTH BLOCK


1FBC7  UPWARDS ARROW AND RIGHT ONE EIGHTH BLOCK


Terminal graphic characters


1FBC8  LEFT HALF FOLDER
→ 1F4C1  file folder
→ 1F5C0  folder



1FBC9  RIGHT HALF FOLDER

1FBCA  VOIDED GREEK CROSS
→ 0023  number sign
→ 256C  box drawings double vertical and horizontal



→ 2719  outlined greek cross

→ 271A  heavy greek cross

→ 1F7A3  medium greek cross




1FBCB  RIGHT OPEN SQUARED DOT
→ 2ACE  square right open box operator



1FBCC  TWO PAIRS OF DIAGONAL LINES CROSSING
→ 2A33  smash product

1FBCE  LEFT THIRD WHITE RIGHT POINTING INDEX
→ 261E  white right pointing index

1FBCE  MIDDLE THIRD WHITE RIGHT POINTING INDEX

1FBCF  RIGHT THIRD WHITE RIGHT POINTING INDEX



1FBD0  NEGATIVE SQUARED QUESTION MARK
→ 003F  question mark
→ FFFD  replacement character



1FBD1  STICK FIGURE
→ 1F6B9  mens symbol


1FBD2  STICK FIGURE WITH ARMS RAISED

1FBD3  STICK FIGURE LEANING LEFT


1FBD4  STICK FIGURE LEANING RIGHT

1FBD5  STICK FIGURE WITH DRESS
→ 1F6BA  womens symbol


1FBD6  WHITE UP-POINTING CHEVRON
→ 2302  house

→ 1F530  japanese symbol for beginner

Block elements

1FBD7  HEAVY HORIZONTAL FILL
= upper middle and lower one quarter block

→ 3013  geta mark

1FBD8  INVERSE HEAVY HORIZONTAL FILL
= upper and lower middle one quarter block

Terminal graphic character

- 1FBD9 ☒ WHITE HEAVY SALTIRE WITH ROUNDED CORNERS
 → 274C ✕ cross mark
 → 1F5D9 ☒ cancellation x
 → 1F7AC ☒ heavy saltire

Smooth mosaic terminal graphic characters

- 1FBDA ⚡ UPPER AND LOWER TRIANGULAR HALF BLOCK
 → 29D7 ⚡ black hourglass
 1FBDB ⚡ LEFT AND RIGHT TRIANGULAR HALF BLOCK
 → 29D3 ⚡ black bowtie

Shade characters

- 1FBDC ▒ UPPER LEFT TRIANGULAR MEDIUM SHADE
 → 25E4 ▒ black upper left triangle
 1FBDD ▒ UPPER RIGHT TRIANGULAR MEDIUM SHADE
 → 25E5 ▒ black upper right triangle
 1FBDE ▒ LOWER RIGHT TRIANGULAR MEDIUM SHADE
 → 25E2 ▒ black lower right triangle
 1FBDF ▒ LOWER LEFT TRIANGULAR MEDIUM SHADE
 → 25E3 ▒ black lower left triangle

Segmented digits

- 1FBF0 0 SEGMENTED DIGIT ZERO
 → 0030 0 digit zero
 1FBF1 1 SEGMENTED DIGIT ONE
 → 0031 1 digit one
 1FBF2 2 SEGMENTED DIGIT TWO
 → 0032 2 digit two
 1FBF3 3 SEGMENTED DIGIT THREE
 → 0033 3 digit three
 1FBF4 4 SEGMENTED DIGIT FOUR
 → 0034 4 digit four
 1FBF5 5 SEGMENTED DIGIT FIVE
 → 0035 5 digit five
 1FBF6 6 SEGMENTED DIGIT SIX
 → 0036 6 digit six
 1FBF7 7 SEGMENTED DIGIT SEVEN
 → 0037 7 digit seven
 1FBF8 8 SEGMENTED DIGIT EIGHT
 → 0038 8 digit eight
 1FBF9 9 SEGMENTED DIGIT NINE
 → 0039 9 digit nine

Figures.




Figure 1. MouseText as implemented on the Apple IIc (above, with RUNNING MAN) and IIgs (below, with replacement characters). (Wikipedia)

```
ATASCII.ZIP>atascii.xb
ATASCII CHARACTER SET™ extracted from an ATARI 400/800 image
Converted to XBIN by Eto (2004)
```

| HEX | 0 | 1 | 2 | 3 | 4 | 5 | 6 | 7 | 8 | 9 | A | B | C | D | E | F | DECIMAL |
|-----|---------|---------|---|---|---|---|---|---|---|---|---|---|---|---|---|---|-----------|
| | ATASCII | INVERSE | | | | | | | | | | | | | | | (000-015) |
| 0 | 1 | 2 | 3 | 4 | 5 | 6 | 7 | 8 | 9 | A | B | C | D | E | F | | (016-031) |
| 2 | 3 | 4 | 5 | 6 | 7 | 8 | 9 | A | B | C | D | E | F | | | | (032-047) |
| | SPC | 1 | 2 | 3 | 4 | 5 | 6 | 7 | 8 | 9 | A | B | C | D | E | F | (048-063) |
| | | 1 | 2 | 3 | 4 | 5 | 6 | 7 | 8 | 9 | A | B | C | D | E | F | (064-079) |
| | | 1 | 2 | 3 | 4 | 5 | 6 | 7 | 8 | 9 | A | B | C | D | E | F | (080-095) |
| | | 1 | 2 | 3 | 4 | 5 | 6 | 7 | 8 | 9 | A | B | C | D | E | F | (096-111) |
| | | | | | | | | | | | | | | | | | (112-127) |
| | ATASCII | NORMAL | | | | | | | | | | | | | | | (128-143) |
| 8 | 9 | A | B | C | D | E | F | | | | | | | | | | (144-159) |
| | | | | | | | | | | | | | | | | | (160-175) |
| | | | | | | | | | | | | | | | | | (176-191) |
| | | | | | | | | | | | | | | | | | (192-207) |
| | | | | | | | | | | | | | | | | | (208-223) |
| | | | | | | | | | | | | | | | | | (224-239) |
| | | | | | | | | | | | | | | | | | (240-255) |

Figure 2. Character dump of ATASCII glyphs.



Figure 3. Sinclair ZX80 (left) and ZX81 (right) character dumps. (Wikipedia, CCO 1.0)

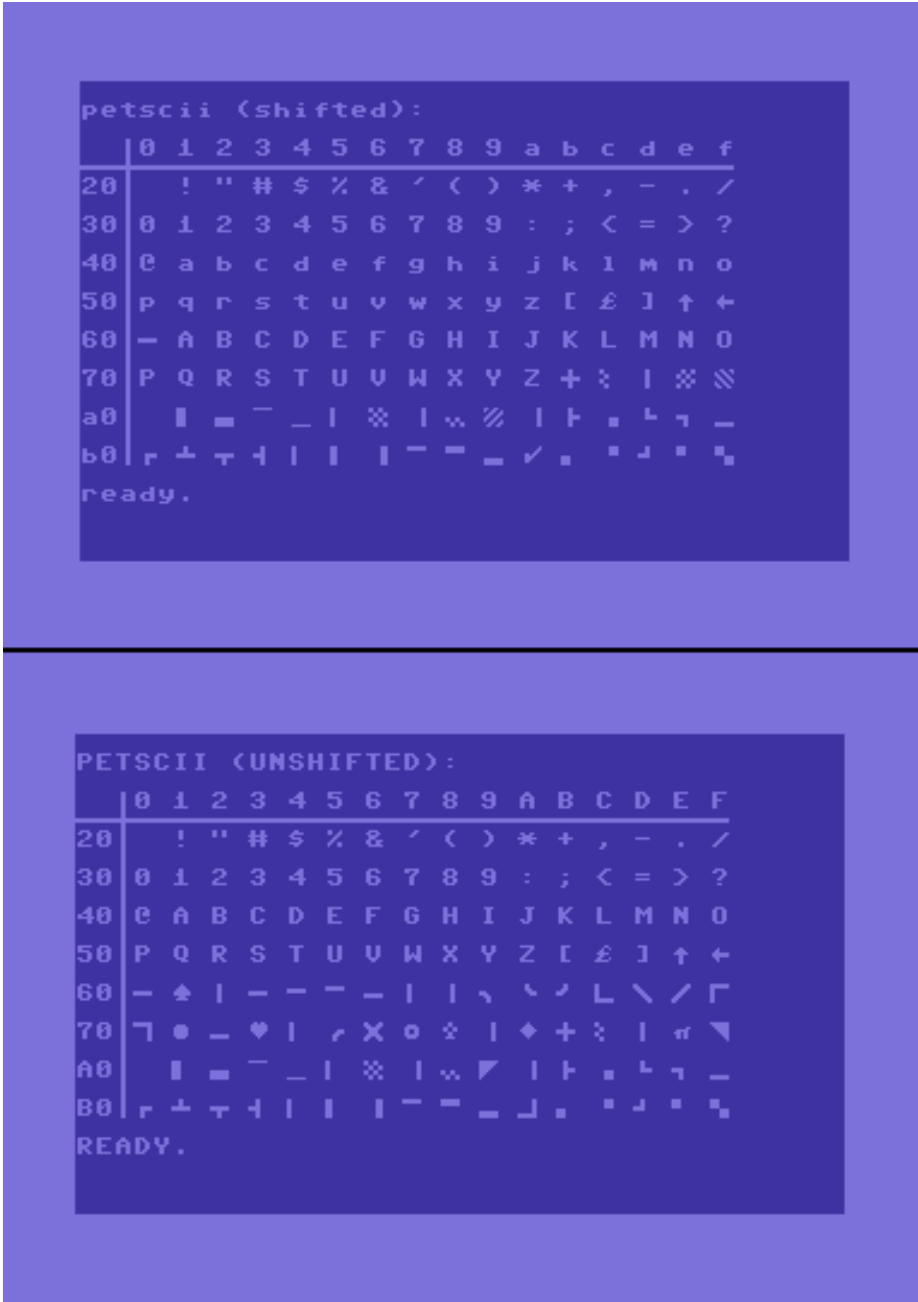


Figure 6. PETSCII as displayed on the Commodore 64. Other Commodore models used slightly different versions of this set. (Wikipedia)

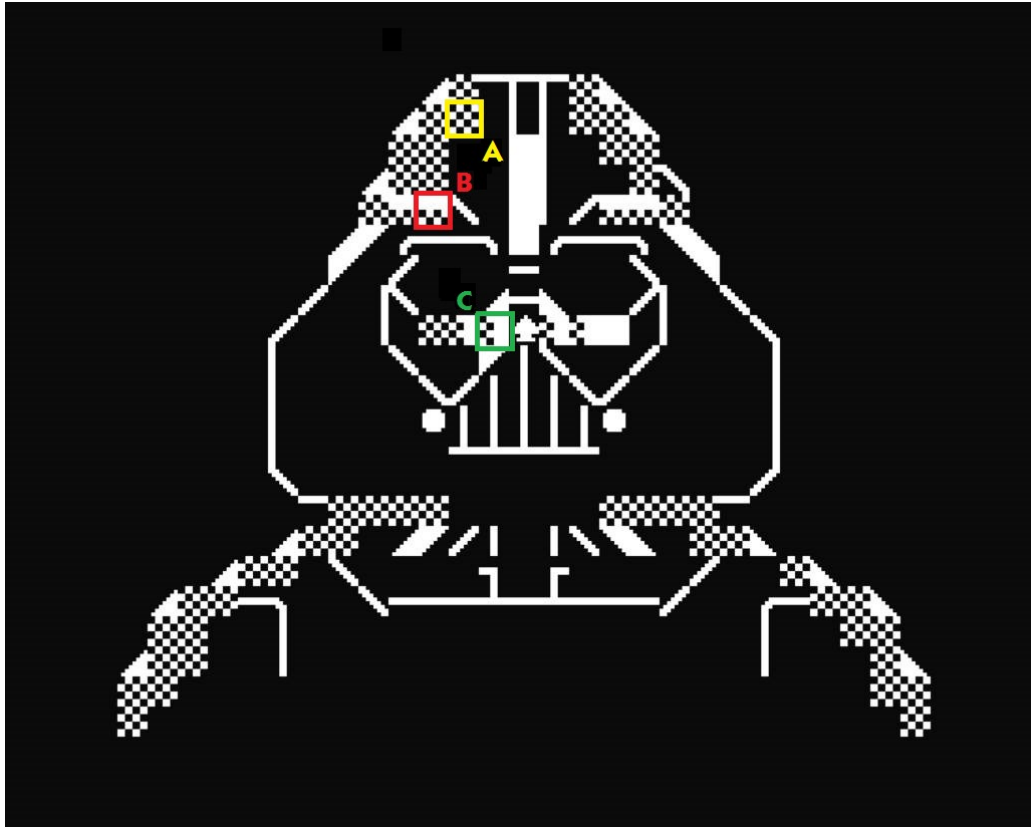


Figure 7. Image created on the Commodore 64 using semigraphics. Examples of proposed characters are highlighted: (A) U+1FBA0 INVERSE MEDIUM SHADE, (B) U+1FBA1 UPPER HALF BLOCK AND LOWER HALF INVERSE MEDIUM SHADE, (C) U+1FBA4 LEFT HALF INVERSE MEDIUM SHADE AND RIGHT HALF BLOCK.




Figure 8. Additional examples of art created on the Commodore 64, using semigraphics from the PETSCII repertoire.

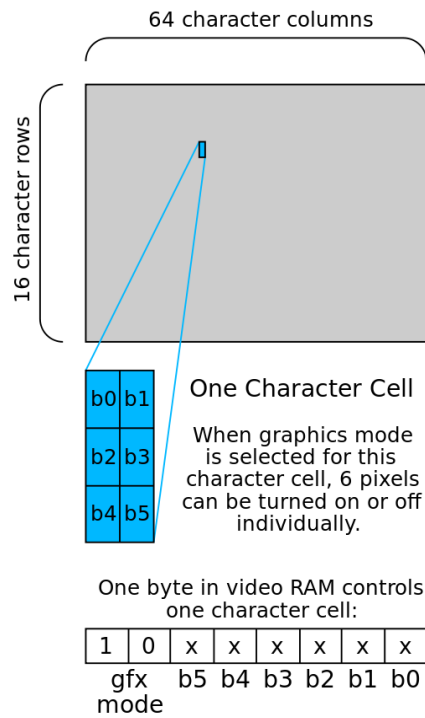


Figure 9. Illustration of the use of semigraphics to plot “pixels” on the TRS-80 by displaying the appropriate 2×3 block graphic. (Wikipedia)



Figure 10. Screen shot from CeeFax, the world’s first teletext information service. Note the use of foreground and background colors, double-height text, and semigraphics.




Figure 11. A different example of the color and semigraphics capabilities of teletext. This image is composed using a wide variety of block sextant characters. (Teletext Art Research Lab)



Figure 12. A present-day example of digital teletext in Romania, using block semigraphics from the teletext character set. (Ricardo Bánffy)

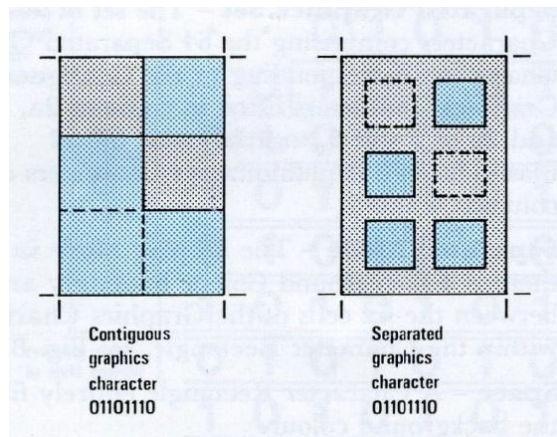


Figure 13. Illustration of “contiguous mode” versus “separated mode” 2 × 3 block graphics in teletext. (IBA Technical Review #2)




Figure 14. Mattel Aquarius character set. Several of the glyphs in this collection could not be identified, and hence this platform was not used as input to this proposal (except for U+1FB9D RIGHT HALF MEDIUM SHADE). See Section 8 for more information on non-proposed characters.

A. Administrative

1. Title

Proposal to add characters from legacy computers and teletext to the UCS

2. Requester's name

Terminals Working Group (Doug Ewell et al.)

3. Requester type (Member body/Liaison/Individual contribution)

Individual contribution.

4. Submission date

2018-07-20

5. Requester's reference (if applicable)

6. Choose one of the following:

6a. This is a complete proposal

Yes.

6b. More information will be provided later

No.

B. Technical – General

1. Choose one of the following:

1a. This proposal is for a new script (set of characters)

Yes.

1b. Proposed name of script

Graphics for Legacy Computing.

1c. The proposal is for addition of character(s) to an existing block

No.

1d. Name of the existing block

2. Number of characters in proposal

235.

3. Proposed category (A-Contemporary; B.1-Specialized (small collection); B.2-Specialized (large collection); C-Major extinct; D-Attested extinct; E-Minor extinct; F-Archaic Hieroglyphic or Ideographic; G-Obscure or questionable usage symbols)

Category B.1.

4a. Is a repertoire including character names provided?

Yes.

4b. If YES, are the names in accordance with the “character naming guidelines” in Annex L of P&P document?

Yes.

4c. Are the character shapes attached in a legible form suitable for review?

Yes.

5a. Who will provide the appropriate computerized font (ordered preference: True Type, or PostScript format) for publishing the standard?

Rebecca Bettencourt

5b. If available now, identify source(s) for the font (include address, e-mail, ftp-site, etc.) and indicate the tools used:

Rebecca Bettencourt, FontForge.

6a. Are references (to other character sets, dictionaries, descriptive texts etc.) provided?

Yes.

6b. Are published examples of use (such as samples from newspapers, magazines, or other sources) of proposed characters attached?

Yes.

7. Does the proposal address other aspects of character data processing (if applicable) such as input, presentation, sorting, searching, indexing, transliteration etc. (if yes please enclose information)?

Yes.

8. Submitters are invited to provide any additional information about Properties of the proposed Character(s) or Script that will assist in correct understanding of and correct linguistic processing of the proposed character(s) or script.

See above.

C. Technical – Justification

1. Has this proposal for addition of character(s) been submitted before? If YES, explain.

Yes, in L2/17-435 and L2/17-435R, the previous versions of this proposal. Five of the characters were proposed by Eduardo Marin Silva in L2/17-194.

2a. Has contact been made to members of the user community (for example: National Body, user groups of the script or characters, other experts, etc.)?

Yes.

2b. If YES, with whom?

comp.sys.apple2 (Apple II newsgroup); Atari ST user community; TRS-80 user community (George Phillips).

2c. If YES, available relevant documents

3. Information on the user community for the proposed characters (for example: size, demographics, information technology use, or publishing use) is included?

Contemporary use by specialists and hobbyists.

4a. The context of use for the proposed characters (type of use; common or rare)

Rare.

4b. Reference

5a. Are the proposed characters in current use by the user community?

Yes.

5b. If YES, where?

Worldwide, but particularly in North America and Europe.

6a. After giving due considerations to the principles in the P&P document must the proposed characters be entirely in the BMP?

No.

6b. If YES, is a rationale provided?

6c. If YES, reference

7. Should the proposed characters be kept together in a contiguous range (rather than being scattered)?

Mostly yes, but this is not required.

8a. Can any of the proposed characters be considered a presentation form of an existing character or character sequence?

Yes, the “7-segment” styled digits can be considered presentation forms of U+0030 through U+0039.

8b. If YES, is a rationale for its inclusion provided?

Yes.

8c. If YES, reference

Included in proposal.

9a. Can any of the proposed characters be encoded using a composed character sequence of either existing characters or other proposed characters?

No.

9b. If YES, is a rationale for its inclusion provided?

9c. If YES, reference

10a. Can any of the proposed character(s) be considered to be similar (in appearance or function) to an existing character?

Yes.

10b. If YES, is a rationale for its inclusion provided?

Yes.

10c. If YES, reference

The proposal document describes new semigraphics which are superficially similar to existing characters.

11a. Does the proposal include use of combining characters and/or use of composite sequences (see clauses 4.12 and 4.14 in ISO/IEC 10646-1: 2000)?

No.

11b. If YES, is a rationale for such use provided?

11c. If YES, reference

11d. Is a list of composite sequences and their corresponding glyph images (graphic symbols) provided?

11e. If YES, reference

12a. Does the proposal contain characters with any special properties such as control function or similar semantics?

No.

12b. If YES, describe in detail (include attachment if necessary)

13a. Does the proposal contain any Ideographic compatibility character(s)?

No.

13b. If YES, is the equivalent corresponding unified ideographic character(s) identified?