

Final Proposal to Encode the Bhaiksuki Script in ISO/IEC 10646

Anshuman Pandey
 Department of History
 University of Michigan
 Ann Arbor, Michigan, U.S.A.
 pandey@umich.edu

Dragomir Dimitrov
 Fachgebiet Indologie und Tibetologie
 Philipps-Universität Marburg
 Marburg, Germany
 dimitrov@staff.uni-marburg.de

April 23, 2014

1 Introduction

This is a proposal to encode the Bhaiksuki script in the Universal Character Set (ISO/IEC 10646). It replaces the following documents:

- N4121 L2/11-259 “Preliminary Proposal to Encode the Bhaiksuki Script in ISO/IEC 10646”
- N4469 L2/13-167 “Proposal to Encode the Bhaiksuki Script in ISO/IEC 10646”
- N4489 L2/13-194 “Revised Proposal to Encode the Bhaiksuki Script in ISO/IEC 10646”
- L2/14-036 “Revised Proposal to Encode the Bhaiksuki Script in ISO/IEC 10646”

This document is a revision of L2/14-036. Major changes include revision of the glyphs for certain vowel signs, the addition of two digits, and a second gap filler. Other changes include additional information on contextual forms of vowel signs and consonant letters, as well as digits.

2 Background

Bhaiksuki (𑂔𑂗𑂢𑂰 *bhaikṣukī*; Devanagari भैक्षुकी) is a Brahmi-based script that was used around the turn of the first millenium CE mainly in the present-day states of Bihar and West Bengal in India, as well as in regions that are now part of Bangladesh. Records have been also located in Tibet, Nepal, and Burma. The script is known variously as the ‘Arrow-Headed Script’ or ‘Point-Headed Script’ in English, ‘Pfeilspitzenschrift’ in German, and ‘Śaramāṭṛkā Lipi’ in Hindi and modern Sanskrit. An older designation, ‘Sindhu(ra)’, has been used in Tibet for at least three centuries.

The script is attested exclusively in Buddhist textual materials. Only eleven inscriptions and four manuscripts written in this script are presently known to exist. These are the Bhaiksuki manuscripts of the *Abhidharmasamuccayakārikā*, *Mañicūḍajātaka*, *Candrālamkāra*, and at least one more Buddhist canonical text. The codex of the *Abhidharmasamuccayakārikā* was kept in Tibet in the 1940s, but it is now inaccessible and its exact place of preservation is currently unknown. The fourth codex was discovered in Tibet and was recently

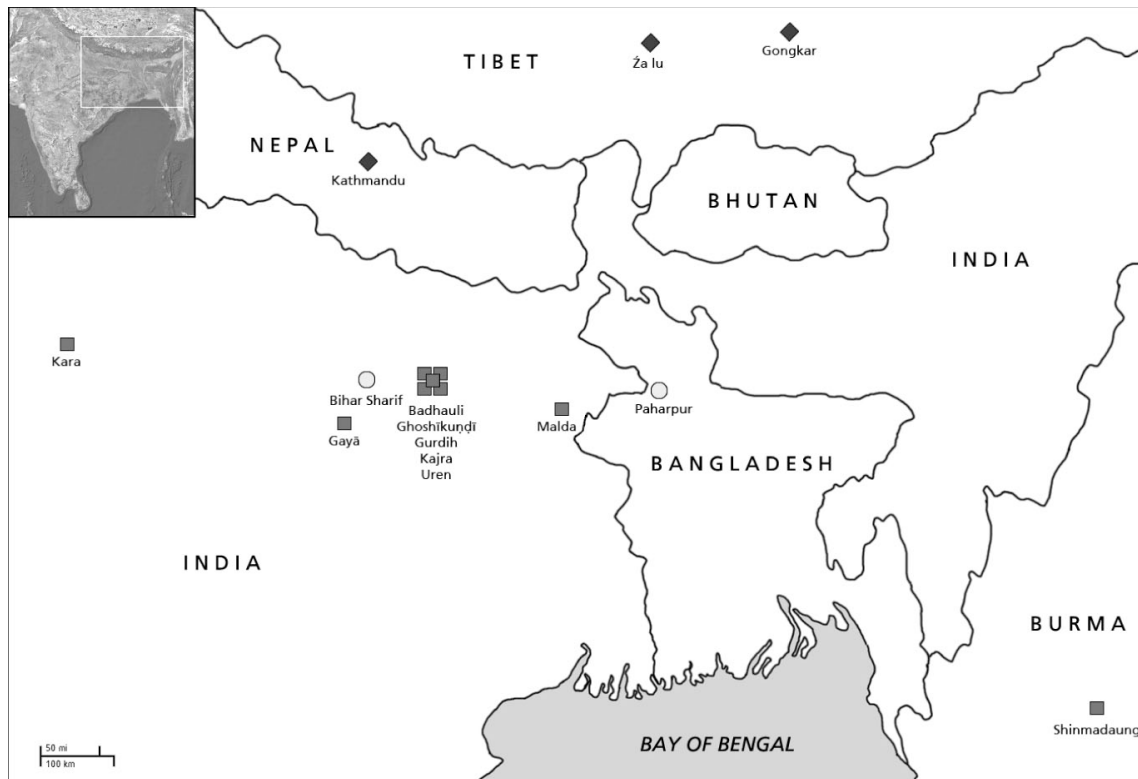


Figure 1: Sites of inscriptions (⊠) and manuscripts (◆) and other places (○) where Bhaiksuki has reportedly been used (from Dimitrov 2010: 52).

shown in a Chinese documentary; however, information about this manuscript is still limited. It is likely that additional materials in Bhaiksuki may become available in the future.

There has been scholarly interest in Bhaiksuki from the time that Cecil Bendall (1856–1906) presented the script to Western academic communities in the 1880s. In the 1890s, Bruno Liebich (1862–1939) made further advances through his study of the materials available at the time. More recently, the Bhaiksuki manuscript of the *Mañicūḍajātaka* was studied by Albrecht Hanisch (2009) and the manuscript of the *Candrālaṃkāra* was presented by Dragomir Dimitrov (2010) in a facsimile edition. During the period 2004–2008 the Arrow-headed Script Project at the Philipps-Universität Marburg, Germany was engaged in research on Bhaiksuki and in developing resources for study of this script.

3 Script Details

3.1 Name

The name of the proposed script block is ‘Bhaiksuki’, which is the simplified Latin form of the transliterated Sanskrit name for the script, *bhaikṣukī*.

3.2 Character Repertoire

The proposed ‘Bhaiksuki’ block consists of 97 characters. Character names are aligned with those used in other scripts encoded in the UCS. A code chart and names list are attached.

3.3 Representative Glyphs

The representative glyphs for most of the proposed Bhaiksuki characters are based upon letterforms used in the manuscript of the *Candrālaṃkāra*; the exceptions are a few glyphs excerpted from the manuscript of the *Maṇicūḍajātaka*, as well as two glyphs for digits derived from another Buddhist Sanskrit manuscript (see Section 3.15). The glyph shapes of the *Candrālaṃkāra*, as well as its character repertoire, are remarkably homogenous, if not identical, to those used in the available Bhaiksuki manuscripts. The script is fairly sophisticated and well-designed, possesses calligraphic qualities, and seems to be palaeographically quite conservative across the available sources with respect to modifications.

3.4 Structure

The general structure (phonetic order, *mātrā* reordering, use of *virāma*, etc.) of Bhaiksuki is similar to that of Devanagari. Some dependent vowel signs consist of two or three parts, which attach to the top and right of letters. Several vowel signs have alternative forms when they combine with certain consonants, and certain consonant-vowel sequences are written as ligatures. In some cases, consonant + *virāma* pairs are rendered using both a visible *virāma* and a special ligature. Consonant clusters are represented as conjuncts.

The structure of a Bhaiksuki consonantal syllable may be described as follows:

consonant [*consonant*]* [*vowel sign*] [CANDRABINDU | ANUSVARA] [VISARGA]

where there is one base consonant, which may occur in a conjunct with one or more consonants. The sources show conjuncts containing at least three consonants, but theoretically the number may be greater. According to the rules of the script, only one vowel sign may be used with a base consonant or conjunct. One of either the CANDRABINDU or ANUSVARA may occur with a consonant or vowel sign. The VISARGA may follow last.

3.5 Virāma

The ◌̣ VIRAMA is used for indicating the absence of the inherent vowel in a consonant letter. It is identical in function to the VIRAMA in Devanagari. Certain pairs of consonant + VIRAMA are rendered as both with visible VIRAMA and as a special ligature (see Section 3.9).

3.6 Vowels













There are 13 vowel letters:

अ	A	उ	U	ल	VOCALIC L	अु	AU
आ	AA	ऊ	UU	ए	E		
इ	I	र	VOCALIC R	अि	AI		
ई	II	र्र	VOCALIC RR	ओ	O		

The vowel letter *VOCALIC LL is not attested, but space has been reserved for it.

3.7 Vowel Signs

There are 12 dependent vowel signs:


































	VOWEL SIGN AA		VOWEL SIGN UU		VOWEL SIGN E
	VOWEL SIGN I		VOWEL SIGN VOCALIC R		VOWEL SIGN AI
	VOWEL SIGN II		VOWEL SIGN VOCALIC RR		VOWEL SIGN O
	VOWEL SIGN U		VOWEL SIGN VOCALIC L		VOWEL SIGN AU


The *VOWEL SIGN VOCALIC LL is not attested, but space has been reserved for it.

Some vowel signs are written using alternative forms when they occur with certain consonants. These contextual forms are described in Section 3.10.

3.8 Consonants



There are 33 consonant letters:






















	KA		NYA		DHA		LA
	KHA		TTA		NA		VA
	GA		TTHA		PA		SHA
	GHA		DDA		PHA		SSA
	NGA		DDHA		BA		SA
	CA		NNA		BHA		HA
	CHA		TA		MA		
	JA		THA		YA		
	JHA		DA		RA		

Each consonant bears the inherent vowel /a/, which is silenced using  VIRAMA. Consonant clusters are written as conjuncts (see Section 3.11).










3.8.1 Contextual forms of consonants

The letters PA, YA, RA are slightly modified when they occur with specific vowel signs.


PA The letter  PA has the contextual form  when it occurs with certain vowel signs. The regular form is used with:
















 <i>pu</i>	<  PA,  VOWEL SIGN U >
 <i>pū</i>	<  PA,  VOWEL SIGN UU >
 <i>pṛ</i>	<  PA,  VOWEL SIGN VOCALIC R >
 <i>pe</i>	<  PA,  VOWEL SIGN E >
 <i>pai</i>	<  PA,  VOWEL SIGN AI >
 <i>po</i>	<  PA,  VOWEL SIGN O >
 <i>pau</i>	<  PA,  VOWEL SIGN AU >


The alternative form  is used with:







 <i>pā</i>	<  PA,  VOWEL SIGN AA >
 <i>pi</i>	<  PA,  VOWEL SIGN I >
 <i>pī</i>	<  PA,  VOWEL SIGN II >

This alternative shape also occurs in consonant conjuncts when PA is a non-initial consonant.

YA The letter  YA takes a contextual form when it combines with VOWEL SIGN E, VOWEL SIGN AI, VOWEL SIGN O, VOWEL SIGN AU:













 <i>yu</i>	<  YA,  VOWEL SIGN U >
 <i>ye</i>	<  YA,  VOWEL SIGN E >
 <i>yai</i>	<  YA,  VOWEL SIGN AI >
 <i>yo</i>	<  YA,  VOWEL SIGN O >
 <i>yau</i>	<  YA,  VOWEL SIGN AU >

RA The letter  RA takes a contextual form when it combines with all vowel signs, eg.:








 <i>re</i>	<  RA,  VOWEL SIGN E >
 <i>rai</i>	<  RA,  VOWEL SIGN AI >

3.9 Consonant-Virama Ligatures

Sequences of <consonant, VIRAMA> are rendered by default using a visible VIRAMA. However, three combinations are also represented using a special ligature, which is referred to here as a “*khaṇḍa*” form:

	combining <i>virāma</i>	<i>khaṇḍa</i> ligature
TA + VIRAMA  TA + 		
NA + VIRAMA  NA + 		
MA + VIRAMA  MA + 		

An analysis of the available manuscripts indicates that there is no semantic distinction between the visible *virāma* forms and the *khaṇḍa* ligatures. The two forms of <TA, VIRAMA> and <NA, VIRAMA> are used alternately in the same context. The *khaṇḍa* form of TA is used inconsistently and when it does occur, its use is functionally identical to U+09CE BENGALI LETTER KHANDA TA. The combination <MA, VIRAMA> occurs only as the *khaṇḍa* ligature in the available sources.















It is necessary to represent both the *virāma* and *khaṇḍa* forms because they occur simultaneously. Moreover, they must be distinguished for analytical purposes. For instance, in a pedagogical text on Bhaiksuki palaeography that describes the formation of the conjunct  *mpa*, it is necessary to render <MA, VIRAMA> using a visible VIRAMA, eg. the statement “ *m* +  *pa* →  *mpa*” properly expresses the rule that a conjoining form of PA is written beneath the regular form of MA in order to produce the conjunct *mpa*, while the statement “ *m* +  *pa* →  *mpa*” does not correctly do so.

Given that there are only three attested *khaṇḍa* forms, it is possible to encode each as independent characters. The limitation of this approach is that the possible discovery of other *khaṇḍa* forms would require the separate encoding of each as characters. Another option is to encode a combining character with VIRAMA-like behavior and properties, which would control the representation of *khaṇḍa* forms. Such a control character would allow for a generic way of representing both existing and other potential *khaṇḍa* forms; however, encoding such a character may increase the complexities of implementing support for the script in rendering engines.

As there is no known semantic distinction between the *khaṇḍa* forms and their visible *virāma* representations, the three ligatures are to be considered contextual variants and will not be represented in plain text. The display of *khaṇḍa* forms is to be controlled using smart font ligature features, such as those available in Graphite and OpenType. If a requirement to represent these *khaṇḍa* ligatures at the character level arises as a result of new information, then the matter may be discussed again at that time.

3.10 Consonant-Vowel Combinations




Several vowel signs are written using alternative forms when they combine with certain consonants. This is standard behavior for Bhaiksuki.



















	Regular	Alternative		Regular	Alternative
VOWEL SIGN AA			VOWEL SIGN AI		
VOWEL SIGN U			VOWEL SIGN O		
VOWEL SIGN UU			VOWEL SIGN AU		
VOWEL SIGN E					


These alternative forms are contextual variants. Their usage is to be managed in the font, which should substitute the appropriate alternative form of a vowel sign based upon the presence of the base consonant.








































3.10.1 VOWEL SIGN AA



The VOWEL SIGN AA has the regular shape  and the alternative shapes  and .

The regular form  consists of an arrow-head  with a small stroke  extending from the bottom-right corner of the arrow. This form is used with KA, CA, CHA, JHA, DDA, DDHA, TA, DA, NA, PHA, BHA, RA, VA, HA and attaches to the right of the arrow of a letter:



 *kā* < KA,  VOWEL SIGN AA>
 *cā* < CA,  VOWEL SIGN AA>
 *dā* < DA,  VOWEL SIGN AA>
 *tā* < TA,  VOWEL SIGN AA>
 *dā* < DA,  VOWEL SIGN AA>
 *hā* < HA,  VOWEL SIGN AA>

When the sign occurs with GA, GHA, NGA, JA, TTA, TTHA, NNA, THA, DHA, BA, MA, YA, LA, SHA, SSA, SA — letters with two arrow-heads or whose arrow-head is positioned to the right of the body — it is rendered as a small stroke  that is appended to the bottom-right corner of the right-hand arrow of a letter:

 *ghā* < GHA,  VOWEL SIGN AA>
 *nā* < NGA,  VOWEL SIGN AA>
 *jā* < JA,  VOWEL SIGN AA>
 *thā* < TTHA,  VOWEL SIGN AA>
 *nā* < NNA,  VOWEL SIGN AA>
 *thā* < THA,  VOWEL SIGN AA>
 *dhā* < DHA,  VOWEL SIGN AA>
 *pā* < PA,  VOWEL SIGN AA>
 *bā* < BA,  VOWEL SIGN AA>
 *yā* < YA,  VOWEL SIGN AA>
 *lā* < LA,  VOWEL SIGN AA>
 *śā* < SHA,  VOWEL SIGN AA>
 *sā* < SA,  VOWEL SIGN AA>


The sign takes the shape  when it occurs with  KHA, which has no arrow-head:

 *khā* < KHA,  VOWEL SIGN AA>

With  NYA, the sign is written as a short vertical stroke  appended to the bottom of the letter's body:

 *ñā* < NYA,  VOWEL SIGN AA>

3.10.2 VOWEL SIGN I



The  VOWEL SIGN I replaces the arrow-head of the letter with which it occurs:

 *ki* < KA,  VOWEL SIGN I>

 *gi* < GA,  VOWEL SIGN I>

 *ñi* < NYA,  VOWEL SIGN I>

 *ṭhi* < TTHA,  VOWEL SIGN I>

 *dhi* < DHA,  VOWEL SIGN I>

 *di* < DA,  VOWEL SIGN I>

 *ti* < TA,  VOWEL SIGN I>

With letters that have two arrow-heads, the VOWEL SIGN I is written in place of the right-hand arrow-head:

 *ñi* < NGA,  VOWEL SIGN I>

 *mi* < MA,  VOWEL SIGN I>

 *yi* < YA,  VOWEL SIGN I>

 *si* < SA,  VOWEL SIGN I>





In the case of KHA, which has no arrow head, the sign attaches to the upper right side of the letter:

 *khi* < KHA,  VOWEL SIGN I>

When VOWEL SIGN I occurs in a conjunct in which RA is the initial consonant (*repha*), the sign is written in place of the *repha*:



 *rtta* < RA,  VIRAMA,  TA,  VIRAMA,  TA>



















 *rtti* < RA,  VIRAMA,  TA,  VIRAMA,  TA,  VOWEL SIGN I>

 *rya* < RA,  VIRAMA,  YA>



 *ryi* < RA,  VIRAMA,  YA,  VOWEL SIGN I>

3.10.3 VOWEL SIGN II

The  VOWEL SIGN II behaves analogically to  VOWEL SIGN I in that it replaces the arrow-head of the letter with which it occurs:

 *kī* <  KA,  VOWEL SIGN II >
 *ñī* <  NYA,  VOWEL SIGN II >
 *dhī* <  DHA,  VOWEL SIGN II >
 *dī* <  DA,  VOWEL SIGN II >
 *pī* <  PA,  VOWEL SIGN II >
 *śī* <  SHA,  VOWEL SIGN II >



With letters that have two arrow-heads, the VOWEL SIGN II is written in place of the right-hand arrow-head:













 *ñī* <  NNA,  VOWEL SIGN II >
 *mī* <  MA,  VOWEL SIGN II >
 *sī* <  SA,  VOWEL SIGN II >


In the case of KHA, which has no arrow head, the sign attaches to the upper-right side of the letter:













 *khī* <  KHA,  VOWEL SIGN II >




3.10.4 VOWEL SIGN U

The VOWEL SIGN U is written beneath a letter. It has the regular form  and the alternative form . The regular form occurs with all consonants except for KA, GA, TA, BHA, SHA, RA:

 *cu* <  CA,  VOWEL SIGN U >
 *ju* <  JA,  VOWEL SIGN U >
 *yu* <  YA,  VOWEL SIGN U >
 *lu* <  LA,  VOWEL SIGN U >

The alternative shape  occurs with KA, GA, TA, BHA, SHA:

 *ku* <  KA,  VOWEL SIGN U >
 *gu* <  GA,  VOWEL SIGN U >
 *tu* <  TA,  VOWEL SIGN U >
 *bhu* <  BHA,  VOWEL SIGN U >

 śu < SHA,  VOWEL SIGN U>

It takes the same shape with non-initial RA:



 dru < DA,  VIRAMA,  RA,  VOWEL SIGN U>

 śru < SHA,  VIRAMA,  RA,  VOWEL SIGN U>




However, when the sign occurs with an independent RA the combination is rendered as a ligature:

 ru < RA,  VOWEL SIGN U>

3.10.5 VOWEL SIGN UU


The VOWEL SIGN UU is written beneath a consonant letter. It has the regular form  and the alternative form . The regular form occurs with all consonants except for KA, GA, TA, BHA, SHA, RA:

 cū < CA,  VOWEL SIGN UU>

 jū < JA,  VOWEL SIGN UU>

 dū < DA,  VOWEL SIGN UU>

 lū < LA,  VOWEL SIGN UU>

The alternative form  occurs with KA, GA, TA, BHA, SHA:

 kū < KA,  VOWEL SIGN UU>

 gū < GA,  VOWEL SIGN UU>

 tū < TA,  VOWEL SIGN UU>

 bhū < BHA,  VOWEL SIGN UU>

 śū < SHA,  VOWEL SIGN UU>

It takes the same shape with non-initial RA:


 bhrū < BHA,  RA,  VOWEL SIGN UU>










 śrū < SHA,  RA,  VOWEL SIGN UU>

However, when the sign occurs with an independent RA the combination is written as a special ligature:















 rū < RA,  VOWEL SIGN UU>

3.10.6 VOWEL SIGN VOCALIC R



The  VOWEL SIGN VOCALIC R is written as an extension of the final downward stroke of the letter with which it occurs:






 *kr̥* <  KA,  VOWEL SIGN VOCALIC R >
 *gr̥* <  GA,  VOWEL SIGN VOCALIC R >
 *nr̥* <  NA,  VOWEL SIGN VOCALIC R >

The combination of a consonant with VOWEL SIGN VOCALIC R is clearly differentiated from a conjunct involving RA in non-initial position:

 *tra* <  TA,  VIRAMA,  RA >
 *tr̥* <  TA,  VOWEL SIGN VOCALIC R >
 *sra* <  SA,  VIRAMA,  RA >
 *sr̥* <  SA,  VOWEL SIGN VOCALIC R >




3.10.7 VOWEL SIGN VOCALIC RR

The  VOWEL SIGN VOCALIC RR is written by adding another stroke beneath  VOWEL SIGN VOCALIC R:

 *kṝ* <  KA,  VOWEL SIGN VOCALIC RR >
 *gṝ* <  GA,  VOWEL SIGN VOCALIC RR >
 *nṝ* <  NA,  VOWEL SIGN VOCALIC RR >


3.10.8 VOWEL SIGN VOCALIC L







The  VOWEL SIGN VOCALIC L attaches below the letter:




























 *dḷ* <  DA,  VOWEL SIGN VOCALIC L >

3.10.9 VOWEL SIGN E



















The VOWEL SIGN E has the regular shape  and the alternative forms  and .


The regular form  occurs with KA, GHA, CA, CHA, JA, JHA, DDA, DDHA, TA, DA, NA, PA, PHA, BA, BHA, MA, YA, RA, LA, VA, SSA, SA, HA. With letters in this set that have a single arrow-head, the arrow-head is shifted to the right, and the sign attaches to the top of the letter:






















 *ke* <  KA,  VOWEL SIGN E >
 *ce* <  CA,  VOWEL SIGN E >


 <i>che</i>	<	 CHA,	 VOWEL SIGN E>
 <i>dhe</i>	<	 DDHA,	 VOWEL SIGN E>
 <i>te</i>	<	 TA,	 VOWEL SIGN E>
 <i>de</i>	<	 DA,	 VOWEL SIGN E>
 <i>ne</i>	<	 NA,	 VOWEL SIGN E>
 <i>bhe</i>	<	 BHA,	 VOWEL SIGN E>
 <i>re</i>	<	 RA,	 VOWEL SIGN E>
 <i>le</i>	<	 LA,	 VOWEL SIGN E>
 <i>he</i>	<	 HA,	 VOWEL SIGN E>




For letters with two arrow-heads, the sign is written in place of the left arrow-head:

 <i>je</i>	<	 JA,	 VOWEL SIGN E>
 <i>pe</i>	<	 PA,	 VOWEL SIGN E>
 <i>me</i>	<	 MA,	 VOWEL SIGN E>
 <i>ye</i>	<	 YA,	 VOWEL SIGN E>
 <i>se</i>	<	 SSA,	 VOWEL SIGN E>
 <i>sa</i>	<	 SA,	 VOWEL SIGN E>




When it occurs with GA, NGA, NYA, TTA, TTHA, NNA, THA, DHA, SHA — in which the arrow-head is placed to the right of the letter body — it is written using the alternative form , which attaches to the arrow-head:




 <i>ge</i>	<	 GA,	 VOWEL SIGN E>
 <i>te</i>	<	 TTA,	 VOWEL SIGN E>
 <i>the</i>	<	 TTHA,	 VOWEL SIGN E>
 <i>ne</i>	<	 NNA,	 VOWEL SIGN E>
 <i>the</i>	<	 THA,	 VOWEL SIGN E>
 <i>dhe</i>	<	 DHA,	 VOWEL SIGN E>
 <i>se</i>	<	 SHA,	 VOWEL SIGN E>






















With KHA, which has no arrow-head, the sign is written as a stroke  that attaches to the top of the letter:



 <i>khe</i>	<	 KHA,	 VOWEL SIGN E>
--	---	--	---







3.10.10 VOWEL SIGN AI


The VOWEL SIGN AI has the regular shape  and the alternative forms  and .







The regular form  consists of two parts and is a composite of the regular and primary alternative forms of VOWEL SIGN E. Its behavior is analogous to that of VOWEL SIGN E: the arrow-head is shifted to the right, the top part  of the sign attaches to the top of the letter, and the right-hand stroke  attaches to the top of the arrow-head. The regular form occurs with KA, GHA, CA, CHA, JA, JHA, DDA, DDHA, TA, DA, NA, PA, PHA, BA, BHA, MA, YA, RA, LA, VA, SSA, SA, HA.


 *kai* <  KA,  VOWEL SIGN AI >
 *cai* <  CA,  VOWEL SIGN AI >
 *tai* <  TA,  VOWEL SIGN AI >
 *nai* <  NA,  VOWEL SIGN AI >
 *dai* <  DA,  VOWEL SIGN AI >
 *vai* <  VA,  VOWEL SIGN AI >
 *hai* <  HA,  VOWEL SIGN AI >




For letters in the group that have two arrow-heads, the top part  replaces the left arrow-head, while the right-hand stroke  attaches to the top of the right-hand arrow-head:

 *jai* <  JA,  VOWEL SIGN AI >
 *pai* <  PA,  VOWEL SIGN AI >
 *sai* <  SA,  VOWEL SIGN AI >

When the sign occurs with GA, NGA, NYA, TTA, TTHA, NNA, THA, DHA, SHA — whose arrow-head lies to the right of the body — it is written as  and attaches to the arrow-head:






 *nai* <  NNA,  VOWEL SIGN AI >
 *sai* <  SHA,  VOWEL SIGN AI >



















With the letter KHA, which does not have an arrow-head, the VOWEL SIGN AI is written as a loop  attached to the top of the letter:



 *khai* <  KHA,  VOWEL SIGN AI >



















3.10.11 VOWEL SIGN O





The VOWEL SIGN O has the regular shape  and the alternative forms , , .










The regular form  is a combination of  VOWEL SIGN E and the contextual form  of VOWEL SIGN AA. It occurs with KA, GHA, CA, CHA, JA, JHA, DDHA, TA, DA, PA, PHA, BA, BHA, MA, YA, LA, VA, SSA, SA, HA. For letters in this set that have one arrow-head, the vowel sign behaves analogous to VOWEL SIGN E: the arrow-head of the letter is shifted to the right, the top part  of the sign attaches to the top of the letter, and the stroke  is attached to the bottom-right of the arrow head.






 *ko* < KA,  VOWEL SIGN O>
 *co* < CA,  VOWEL SIGN O>
 *to* < TA,  VOWEL SIGN O>
 *bho* < BHA,  VOWEL SIGN O>
 *lo* < LA,  VOWEL SIGN O>
 *vo* < VA,  VOWEL SIGN O>










For letters in this set with two arrow-heads, the top part  of the sign replaces the left arrow-head of the consonant and the stroke  attaches to the bottom right of the right-hand arrow-head.
















 *jo* < JA,  VOWEL SIGN O>
 *bo* < BA,  VOWEL SIGN O>
 *mo* < MA,  VOWEL SIGN O>
 *yo* < YA,  VOWEL SIGN O>
 *sso* < SSA,  VOWEL SIGN O>
 *so* < SA,  VOWEL SIGN O>



When  VOWEL SIGN O occurs with DDA, NA, RA, its form is slightly modified such that the stroke  is elongated vertically as . The arrow-head is shifted to the right, the top part of the sign attaches to the top of the letter and the stroke  attaches beneath the arrow:




 *do* < DDA,  VOWEL SIGN O>
 *no* < NA,  VOWEL SIGN O>
 *ro* < RA,  VOWEL SIGN O>





When the sign occurs with GA, NGA, NYA, TTA, TTHA, NNA, THA, DHA, SHA — whose arrow-head is to the right of the body — it is written as . With these letters, the top part  of  VOWEL SIGN O is written as . The stroke  attaches to the bottom-right of the arrow.




 *go* < GA,  VOWEL SIGN O>
 *no* < NGA,  VOWEL SIGN O>
 *to* < TTA,  VOWEL SIGN O>

 *tho* <  TTHA,  VOWEL SIGN O >
 *no* <  NNA,  VOWEL SIGN O >
 *tho* <  THA,  VOWEL SIGN O >
 *dho* <  DHA,  VOWEL SIGN O >
 *śo* <  SHA,  VOWEL SIGN O >

With NYA, the vertical stroke  extending beneath the arrow-head is truncated and moved to below the body of the letter and is replaced with the stroke , which attaches to the bottom-right of the arrow-head:







 *ño* <  NYA,  VOWEL SIGN O >



















When the sign occurs with KHA it is written as  *kho*, which is based upon the forms of VOWEL SIGN E and VOWEL SIGN AA used with the letter. The form is a variation of  in which the stroke  is elongated as 




 *kho* <  KHA,  VOWEL SIGN O >







3.10.12 VOWEL SIGN AU




The VOWEL SIGN AU has the regular shape  and the alternative forms , , 





The regular form  is a combination of  VOWEL SIGN AI and the contextual form  of VOWEL SIGN AA. This form occurs with KA, GHA, CA, CHA, JA, JHA, DDHA, TA, DA, PA, PHA, BA, BHA, MA, YA, LA, VA, SSA, SA, HA. For letters in this set that have one arrow-head, the vowel sign behaves analogous to VOWEL SIGN AI: the arrow-head of the letter is shifted to the right, the top part  of the sign attaches to the top of the letter, the stroke  attaches to the top of the arrow-head, and the stroke  attaches to the bottom-right of the arrow head.

 *cau* <  CA,  VOWEL SIGN AU >
 *dhau* <  DDHA,  VOWEL SIGN AU >
 *dau* <  DA,  VOWEL SIGN AU >
 *bhau* <  BHA,  VOWEL SIGN AU >
 *lau* <  LA,  VOWEL SIGN AU >
 *vau* <  VA,  VOWEL SIGN AU >




For letters in this set with two arrow-heads, the top part  of the sign replaces the left arrow-head, the  attaches to the top of the right arrow-head, and the stroke  attaches to the bottom right of the right-hand arrow-head.




 *pau* <  PA,  VOWEL SIGN AU >
 *yau* <  YA,  VOWEL SIGN AU >




 *sau* <  SA,  VOWEL SIGN AU >




When  VOWEL SIGN AU occurs with DDA, NA, RA, its form is slightly modified such that the stroke  is elongated vertically as . The arrow-head is shifted to the right, the top part of the sign attaches to the top of the letter, the right-hand stroke attaches to the top of the arrow, and the stroke  attaches beneath the arrow:




 *nau* <  NA,  VOWEL SIGN AU >



The VOWEL SIGN AU takes the alternative shape  when it is written with GA, NGA, NYA, TTA, TTHA, NNA, THA, DHA, SHA. The top part  is a left-ward curving extension of the corresponding alternative form  of VOWEL SIGN O used with these letters.



 *gau* <  GA,  VOWEL SIGN AU >




 *nau* <  NNA,  VOWEL SIGN AU >

 *dhau* <  DHA,  VOWEL SIGN AU >

 *sau* <  SHA,  VOWEL SIGN AU >



The combination of  NYA with VOWEL SIGN AU is not attested; however, the sign would take the shape  with this letter, analogous to the form of VOWEL SIGN O used with it.

Additionally, although the combination is not attested, when VOWEL SIGN AU occurs with KHA, the expected form would be , which is patterned upon the form  of VOWEL SIGN O used with KHA:

 *khau* <  KHA,  VOWEL SIGN AU >

3.11 Consonant Conjuncts

Consonant clusters are written as conjuncts, which are generally rendered as vertically stacked ligatures, with non-initial consonants joined sequentially beneath the initial letter. In some cases, conjuncts may be rendered as independent ligatures. The encoded representation for conjuncts is

<consonant,  VIRAMA, [*consonant*,  VIRAMA,]* *consonant*>

Generally, the arrow-heads of non-initial consonants are removed when they are subjoined, eg. see *cca*, *tta*, *dda* below. In some cases, however, the consonant retains its arrow-head, eg. see *nga*, *ṅsa*, *jña*, *ṣta* below. Examples of conjuncts are:

 *kṣa* <  KA,  VIRAMA,  SSA >

 *ggra* <  GA,  VIRAMA,  GA,  VIRAMA,  RA >

 *gna* <  GA,  VIRAMA,  NA >

 *nga* <  NGA,  VIRAMA,  GA >



𑂔	<i>nśa</i>	<𑂔 NGA, 𑂔 VIRAMA, 𑂔 SHA>
𑂕	<i>cca</i>	<𑂕 CA, 𑂕 VIRAMA, 𑂕 CA>
𑂖	<i>jña</i>	<𑂖 JA, 𑂖 VIRAMA, 𑂖 NYA>
𑂗	<i>nda</i>	<𑂗 NNA, 𑂗 VIRAMA, 𑂗 DDA>
𑂘	<i>ṇṇa</i>	<𑂘 NNA, 𑂘 VIRAMA, 𑂘 NNA>
𑂙	<i>tka</i>	<𑂙 TA, 𑂙 VIRAMA, 𑂙 KA>
𑂚	<i>tta</i>	<𑂚 TA, 𑂚 VIRAMA, 𑂚 TA>
𑂛	<i>tpa</i>	<𑂚 TA, 𑂛 VIRAMA, 𑂛 PA>
𑂜	<i>dda</i>	<𑂜 DA, 𑂜 VIRAMA, 𑂜 DA>
𑂝	<i>ddha</i>	<𑂜 DA, 𑂝 VIRAMA, 𑂝 DHA>
𑂞	<i>ntha</i>	<𑂞 NA, 𑂞 VIRAMA, 𑂞 THA>
𑂟	<i>ndha</i>	<𑂞 NA, 𑂟 VIRAMA, 𑂟 DHA>
𑂠	<i>nna</i>	<𑂞 NA, 𑂠 VIRAMA, 𑂠 NA>
𑂡	<i>bdha</i>	<𑂡 BA, 𑂡 VIRAMA, 𑂡 DHA>
𑂢	<i>śka</i>	<𑂢 SSA, 𑂢 VIRAMA, 𑂢 KA>
𑂣	<i>ṣṭa</i>	<𑂢 SSA, 𑂣 VIRAMA, 𑂣 TTA>
𑂤	<i>hna</i>	<𑂤 HA, 𑂤 VIRAMA, 𑂤 NA>
𑂥	<i>hma</i>	<𑂤 HA, 𑂥 VIRAMA, 𑂥 MA>





3.11.1 Contextual forms of consonants in conjuncts



Several letters take special forms when they occur in conjuncts:





KA When initial, 𑂙 KA is slightly modified to 𑂙:







𑂙	<i>кта</i>	<𑂙 KA, 𑂙 VIRAMA, 𑂙 TA>
𑂙	<i>kra</i>	<𑂙 KA, 𑂙 VIRAMA, 𑂙 RA>
𑂙	<i>kṣa</i>	<𑂙 KA, 𑂙 VIRAMA, 𑂙 SSA>
𑂙	<i>ksa</i>	<𑂙 KA, 𑂙 VIRAMA, 𑂙 SA>
𑂙	<i>kya</i>	<𑂙 KA, 𑂙 VIRAMA, 𑂙 YA>

PA The letter  PA takes the contextual form  when non-initial in a cluster:



 *mpa* < MA,  VIRAMA,  PA>

RA When cluster initial,  RA is written as an arrow-head  *repha* above the following consonant in the cluster:



 *rka* < RA,  VIRAMA,  KA>





 *rvva* < RA,  VIRAMA,  VA,  VIRAMA,  VA>




 *r'sa* < RA,  VIRAMA,  SHA>


When *repha* occurs with a letter that has two arrow-heads, eg.  SA,  YA, etc., it is attached to the right-hand arrow-head:




 *rya* < RA,  VIRAMA,  YA>

When RA occurs in the final position in a cluster it is written using the subjoined form  (note the differentiation from  VOWEL SIGN VOCALIC R):

 *tra* < TA,  VIRAMA,  RA>

 *tr* < TA,  VOWEL SIGN VOCALIC R>

When  VOWEL SIGN VOCALIC R occurs with RA, the latter is written as *repha* and placed above the arrow-head of the vowel letter:

 *rr* < RA,  VOWEL SIGN VOCALIC R>

YA When in conjunct final position,  YA is written as the subjoined form :

 *kya* < KA,  VIRAMA,  YA>






 *jya* < JA,  VIRAMA,  YA>

 *yya* < YA,  VIRAMA,  YA>


















3.11.2 Conjuncts and Vowel Signs

Above-base and spacing signs attach to the glyph of the initial consonant, while below-base signs attach to the glyph of the final consonant:

 *kta* < KA,  VIRAMA,  TA>



 *ktā* < KA,  VIRAMA,  TA,  VOWEL SIGN AA>



 *kti* < KA,  VIRAMA,  TA,  VOWEL SIGN I>


 *ktu* < KA,  VIRAMA,  TA,  VOWEL SIGN U>
 *ktau* < KA,  VIRAMA,  TA,  VOWEL SIGN AU>
 *ktyā* < KA,  VIRAMA,  TA,  VIRAMA,  YA,  VOWEL SIGN AA>



The shaping of vowel signs is dependent upon the letter to which they attach (see section 3.10).

3.12 Various Signs

Candrabindu The  SIGN CANDRABINDU is used for nasalization. The variant form  is written with a dot instead of a ring. This form is a glyphic variant and is semantically identical to the regular form.



Anusvara The  SIGN ANUSVARA is used for nasalization. It has the variant form , written as a dot instead of as a ring. The dotted form is a glyphic variant and is semantically identical to the regular form.

Visarga The  SIGN VISARGA represents post-vocalic aspiration (/h/) in Sanskrit.




Avagraha The  SIGN AVAGRAHA marks the elision of word-initial  *a* in Sanskrit as a result of sandhi.



3.13 Punctuation

Danda-s The  DANDA and  DOUBLE DANDA are marks of general punctuation.











Word Separator The  WORD SEPARATOR is used for demarcating lexical boundaries. It is written at the head-height. It also appears as a  dot instead of a vertical bar.

3.14 Gap Fillers

The  GAP FILLER-1 and  GAP FILLER-2 are used as spacing or completion marks, especially for justifying a text block both at the end of the line before the binding area of the palm-leaf, as well as at the absolute end of a line. In other cases, the marks are used for indicating a gap after a deletion or to indicate a lacuna. In some cases,  GAP FILLER-2 is used as mark of deletion and is written over the text to be erased.

The  GAP FILLER-1 consists of three short diagonal lines written one above the other. It may also appear as three dots written vertically when the diagonal lines are rendered so short that they appear as dots. The  GAP FILLER-2 consists of a middle dot enclosed vertically by an upward and downward pointing arrow.

3.15 Digits

There is a set of decimal digits (sometimes referred to as "figure-numerals" in the scholarly literature):  ZERO,  ONE,  TWO,  THREE,  FOUR,  FIVE,  SIX,  SEVEN,  EIGHT,  NINE.

The digits ONE, TWO, FOUR .. NINE occur in the available manuscripts, while ZERO and THREE do not. Despite the lack of evidence of ZERO and THREE, it is clear that the attested eight digits are part of a complete decimal system, which corresponds to sets of digits in related scripts. Based upon this rationale, provisional glyphs have been assigned for Bhaiksuki ZERO and THREE. From a palaeographical perspective, the forms of

ZERO and THREE are extremely conservative and uniform and are well-attested in other scripts used contemporaneously with Bhaiksuki (cf. Bendall (1883), eg. Cambridge MSS Add. 1645 and 1683, shown here in figure 35). The glyphs for ZERO and THREE proposed here are based upon the corresponding digits attested in these two Buddhist Sanskrit manuscripts kept at the Cambridge University Library. It is likely that these glyphs accurately represent the forms of these digits in the Bhaiksuki script. If distinctive forms for ZERO and THREE are identified in manuscripts written in Bhaiksuki, then the provisional glyphs may be replaced with the attested forms at that time.





The inclusion of provisional glyphs for ZERO and THREE also serves a practical technical purpose. Currently, the Unicode general category ‘Nd’ (Number, digit) is assigned only to characters that belong to a complete set of ten digits. If a decimal set is incomplete the general category ‘No’ (Number, other) is assigned to the digits. Although it is clear that the Bhaiksuki digits belong to a complete set of ten digits, the absence of ZERO and THREE will require that the general category for ONE, TWO, FOUR .. NINE be assigned ‘No’ instead of ‘Nd’. If ZERO and THREE are identified in the future, their inclusion in the block will require a change of the general category from ‘No’ to ‘Nd’ for the existing digits. Encoding a full set of Bhaiksuki digits with provisional glyphs for ZERO and THREE is, therefore, a practical solution.

3.16 Numbers






There is a positional number system used in addition to digits. It contains numbers (referred to as ‘letter-numerals’ in the scholarly literature) for the primary and tens units and a unit mark for representing the hundreds:

	NUMBER ONE		NUMBER EIGHT		NUMBER SIXTY
	NUMBER TWO		NUMBER NINE		NUMBER SEVENTY
	NUMBER THREE		NUMBER TEN		NUMBER EIGHTY
	NUMBER FOUR		NUMBER TWENTY		NUMBER NINETY
	NUMBER FIVE		NUMBER THIRTY		HUNDREDS UNIT MARK
	NUMBER SIX		NUMBER FORTY		
	NUMBER SEVEN		NUMBER FIFTY		

The system theoretically provides for the writing of numbers in the range 1–9,999. However, numbers beyond 264 are not attested in the available manuscripts (see figure 34 for examples in addition to those provided below).
















Bhaiksuki numbers are written vertically with each unit occupying a separate line, such that the largest unit is written first and smaller units descend in order beneath the larger unit. For instance, the number 11 is expressed by stacking  NUMBER ONE beneath  NUMBER TEN, 12 by placing  NUMBER TWO beneath  NUMBER TEN, etc. This pattern applies to the numbers 10–99. Shown below are the numbers 10–19:


									
10	11	12	13	14	15	16	17	18	19

The hundreds are expressed as a linear pair of the  HUNDREDS UNIT MARK and a primary number ( NUMBER ONE .. , which represents the magnitude of the order. The pair is written upon the same line, eg. , , etc. Smaller units are stacked beneath the compound; shown below are the numbers 110–119:



									
110	111	112	113	114	115	116	117	118	119

The control of vertical orientation is currently beyond the scope of character encoding and is to be managed in the font. For this reason, although the expected layout of Bhaiksuki numbers is vertical top to bottom, it is expected that the default will be horizontal left to right. Below are examples of encoded representations of Bhaiksuki numbers:

Expected	Default		
		100	<  HUNDREDS UNIT MARK,  NUMBER ONE>
		101	<  HUNDREDS UNIT MARK,  ,  NUMBER ONE>
		111	<  HUNDREDS UNIT MARK,  ,  ,  NUMBER ONE>



The default, or horizontal, orientation might not be desired, but it is, nonetheless, semantically valid and unambiguous as each unit occupies a separate line. For achieving proper vertical orientation the rendering engine should first consider any sequence of  HUNDREDS UNIT MARK and a following number as a pair and should retain both characters on the same line. Every number that follows should be displayed upon a separate line. Given the nature of the system, the maximum number of characters in a semantically-valid sequence is 4 characters, as exemplified in the sequence for 111 shown above.

3.17 Editorial marks

Editorial marks, such as the insertion marks  and , are used commonly in Bhaiksuki manuscripts. These are presently not proposed for encoding. The deletion and insertion marks resemble editorial marks used in other Indic scripts. It may be practical to unify these characters in a separate block of pan-Indic and generic editorial marks.





























































3.18 Ornaments

In the Bhaiksuki manuscript shown recently in a Chinese documentary two elaborately ornamented *cakra*-s in different colors are visible. These may be classified as proper ornaments. However, analysis of these ornaments requires access to the newly revealed manuscript. In the manuscript of the *Mañicūḍajātaka* the

sign  is used in one instance apparently as an ornamental device. It is graphically identical to  NUMBER NINE. Until additional information is available, this sign is to be represented using NUMBER NINE.

3.19 Collation

The primary collating order for Bhaiksuki is as follows:

 A <  AA <  I <  II <  U <  UU <  VOCALIC R <
 VOCALIC RR <  VOCALIC L <  E <  AI <  O <  AU <  KA <
 KHA <  GA <  GHA <  NGA <  CA <  CHA <  JA <
 JHA <  NYA <  TTA <  TTHA <  DDA <  DDHA <  NNA <
 TA <  THA <  DA <  DHA <  NA <  PA <  PHA <  BA <
 BHA <  MA <  YA <  RA <  LA <  VA <  SHA <  SSA <
 SA <  HA <  AVAGRAHA <  SIGN AA <  SIGN I <  SIGN II <
 SIGN U <  SIGN UU <  SIGN VOCALIC R <  SIGN VOCALIC RR <
 SIGN VOCALIC L <  SIGN E <  SIGN AI <  SIGN O <  SIGN AU <
 VIRAMA

The following characters have secondary weights:

 CANDRABINDU.  ANUSVARA,  VISARGA,

4 Character Data

4.1 Character Properties

The properties for Bhaiksuki characters in the Unicode Character Database format are:

```

11C00;BHAIKSUKI LETTER A;Lo;0;L;;;;N;;;;;
11C01;BHAIKSUKI LETTER AA;Lo;0;L;;;;N;;;;;
11C02;BHAIKSUKI LETTER I;Lo;0;L;;;;N;;;;;
11C03;BHAIKSUKI LETTER II;Lo;0;L;;;;N;;;;;
11C04;BHAIKSUKI LETTER U;Lo;0;L;;;;N;;;;;
11C05;BHAIKSUKI LETTER UU;Lo;0;L;;;;N;;;;;
11C06;BHAIKSUKI LETTER VOCALIC R;Lo;0;L;;;;N;;;;;
11C07;BHAIKSUKI LETTER VOCALIC RR;Lo;0;L;;;;N;;;;;
11C08;BHAIKSUKI LETTER VOCALIC L;Lo;0;L;;;;N;;;;;
11C0A;BHAIKSUKI LETTER E;Lo;0;L;;;;N;;;;;
11C0B;BHAIKSUKI LETTER AI;Lo;0;L;;;;N;;;;;
11C0C;BHAIKSUKI LETTER O;Lo;0;L;;;;N;;;;;
11C0D;BHAIKSUKI LETTER AU;Lo;0;L;;;;N;;;;;
11C0E;BHAIKSUKI LETTER KA;Lo;0;L;;;;N;;;;;
11C0F;BHAIKSUKI LETTER KHA;Lo;0;L;;;;N;;;;;
  
```

11C10;BHAIKSUKI LETTER GA;Lo;0;L;;;;N;;;;;
 11C11;BHAIKSUKI LETTER GHA;Lo;0;L;;;;N;;;;;
 11C12;BHAIKSUKI LETTER NGA;Lo;0;L;;;;N;;;;;
 11C13;BHAIKSUKI LETTER CA;Lo;0;L;;;;N;;;;;
 11C14;BHAIKSUKI LETTER CHA;Lo;0;L;;;;N;;;;;
 11C15;BHAIKSUKI LETTER JA;Lo;0;L;;;;N;;;;;
 11C16;BHAIKSUKI LETTER JHA;Lo;0;L;;;;N;;;;;
 11C17;BHAIKSUKI LETTER NYA;Lo;0;L;;;;N;;;;;
 11C18;BHAIKSUKI LETTER TTA;Lo;0;L;;;;N;;;;;
 11C19;BHAIKSUKI LETTER THA;Lo;0;L;;;;N;;;;;
 11C1A;BHAIKSUKI LETTER DDA;Lo;0;L;;;;N;;;;;
 11C1B;BHAIKSUKI LETTER DDHA;Lo;0;L;;;;N;;;;;
 11C1C;BHAIKSUKI LETTER NNA;Lo;0;L;;;;N;;;;;
 11C1D;BHAIKSUKI LETTER TA;Lo;0;L;;;;N;;;;;
 11C1E;BHAIKSUKI LETTER THA;Lo;0;L;;;;N;;;;;
 11C1F;BHAIKSUKI LETTER DA;Lo;0;L;;;;N;;;;;
 11C20;BHAIKSUKI LETTER DHA;Lo;0;L;;;;N;;;;;
 11C21;BHAIKSUKI LETTER NA;Lo;0;L;;;;N;;;;;
 11C22;BHAIKSUKI LETTER PA;Lo;0;L;;;;N;;;;;
 11C23;BHAIKSUKI LETTER PHA;Lo;0;L;;;;N;;;;;
 11C24;BHAIKSUKI LETTER BA;Lo;0;L;;;;N;;;;;
 11C25;BHAIKSUKI LETTER BHA;Lo;0;L;;;;N;;;;;
 11C26;BHAIKSUKI LETTER MA;Lo;0;L;;;;N;;;;;
 11C27;BHAIKSUKI LETTER YA;Lo;0;L;;;;N;;;;;
 11C28;BHAIKSUKI LETTER RA;Lo;0;L;;;;N;;;;;
 11C29;BHAIKSUKI LETTER LA;Lo;0;L;;;;N;;;;;
 11C2A;BHAIKSUKI LETTER VA;Lo;0;L;;;;N;;;;;
 11C2B;BHAIKSUKI LETTER SHA;Lo;0;L;;;;N;;;;;
 11C2C;BHAIKSUKI LETTER SSA;Lo;0;L;;;;N;;;;;
 11C2D;BHAIKSUKI LETTER SA;Lo;0;L;;;;N;;;;;
 11C2E;BHAIKSUKI LETTER HA;Lo;0;L;;;;N;;;;;
 11C2F;BHAIKSUKI VOWEL SIGN AA;Mc;0;L;;;;N;;;;;
 11C30;BHAIKSUKI VOWEL SIGN I;Mn;0;NSM;;;;N;;;;;
 11C31;BHAIKSUKI VOWEL SIGN II;Mn;0;NSM;;;;N;;;;;
 11C32;BHAIKSUKI VOWEL SIGN U;Mn;0;NSM;;;;N;;;;;
 11C33;BHAIKSUKI VOWEL SIGN UU;Mn;0;NSM;;;;N;;;;;
 11C34;BHAIKSUKI VOWEL SIGN VOCALIC R;Mn;0;NSM;;;;N;;;;;
 11C35;BHAIKSUKI VOWEL SIGN VOCALIC RR;Mn;0;NSM;;;;N;;;;;
 11C36;BHAIKSUKI VOWEL SIGN VOCALIC L;Mn;0;NSM;;;;N;;;;;
 11C38;BHAIKSUKI VOWEL SIGN E;Mc;0;L;;;;N;;;;;
 11C39;BHAIKSUKI VOWEL SIGN AI;Mc;0;L;;;;N;;;;;
 11C3A;BHAIKSUKI VOWEL SIGN O;Mc;0;L;;;;N;;;;;
 11C3B;BHAIKSUKI VOWEL SIGN AU;Mc;0;L;;;;N;;;;;
 11C3C;BHAIKSUKI SIGN CANDRABINDU;Mn;0;NSM;;;;N;;;;;
 11C3D;BHAIKSUKI SIGN ANUSVARA;Mn;0;NSM;;;;N;;;;;
 11C3E;BHAIKSUKI SIGN VISARGA;Mc;0;L;;;;N;;;;;
 11C3F;BHAIKSUKI SIGN VIRAMA;Mn;9;L;;;;N;;;;;
 11C40;BHAIKSUKI SIGN AVAGRAHA;Lo;0;L;;;;N;;;;;
 11C41;BHAIKSUKI DANDA;Po;0;L;;;;N;;;;;
 11C42;BHAIKSUKI DOUBLE DANDA;Po;0;L;;;;N;;;;;
 11C43;BHAIKSUKI WORD SEPARATOR;Po;0;L;;;;N;;;;;
 11C44;BHAIKSUKI GAP FILLER-1;Po;0;L;;;;N;;;;;
 11C45;BHAIKSUKI GAP FILLER-2;Po;0;L;;;;N;;;;;
 11C50;BHAIKSUKI DIGIT ZERO;Nd;0;L;;0;0;0;N;;;;;
 11C51;BHAIKSUKI DIGIT ONE;Nd;0;L;;1;1;1;N;;;;;
 11C52;BHAIKSUKI DIGIT TWO;Nd;0;L;;2;2;2;N;;;;;
 11C53;BHAIKSUKI DIGIT THREE;Nd;0;L;;3;3;3;N;;;;;
 11C54;BHAIKSUKI DIGIT FOUR;Nd;0;L;;4;4;4;N;;;;;
 11C55;BHAIKSUKI DIGIT FIVE;Nd;0;L;;5;5;5;N;;;;;
 11C56;BHAIKSUKI DIGIT SIX;Nd;0;L;;6;6;6;N;;;;;
 11C57;BHAIKSUKI DIGIT SEVEN;Nd;0;L;;7;7;7;N;;;;;

```

11C58;BHAIKSUKI DIGIT EIGHT;Nd;0;L;;8;8;8;N;;;;;
11C59;BHAIKSUKI DIGIT NINE;Nd;0;L;;9;9;9;N;;;;;
11C5A;BHAIKSUKI NUMBER ONE;No;0;L;;;1;N;;;;;
11C5B;BHAIKSUKI NUMBER TWO;No;0;L;;;2;N;;;;;
11C5C;BHAIKSUKI NUMBER THREE;No;0;L;;;3;N;;;;;
11C5D;BHAIKSUKI NUMBER FOUR;No;0;L;;;4;N;;;;;
11C5E;BHAIKSUKI NUMBER FIVE;No;0;L;;;5;N;;;;;
11C5F;BHAIKSUKI NUMBER SIX;No;0;L;;;6;N;;;;;
11C60;BHAIKSUKI NUMBER SEVEN;No;0;L;;;7;N;;;;;
11C61;BHAIKSUKI NUMBER EIGHT;No;0;L;;;8;N;;;;;
11C62;BHAIKSUKI NUMBER NINE;No;0;L;;;9;N;;;;;
11C63;BHAIKSUKI NUMBER TEN;No;0;L;;;10;N;;;;;
11C64;BHAIKSUKI NUMBER TWENTY;No;0;L;;;20;N;;;;;
11C65;BHAIKSUKI NUMBER THIRTY;No;0;L;;;30;N;;;;;
11C66;BHAIKSUKI NUMBER FORTY;No;0;L;;;40;N;;;;;
11C67;BHAIKSUKI NUMBER FIFTY;No;0;L;;;50;N;;;;;
11C68;BHAIKSUKI NUMBER SIXTY;No;0;L;;;60;N;;;;;
11C69;BHAIKSUKI NUMBER SEVENTY;No;0;L;;;70;N;;;;;
11C6A;BHAIKSUKI NUMBER EIGHTY;No;0;L;;;80;N;;;;;
11C6B;BHAIKSUKI NUMBER NINETY;No;0;L;;;90;N;;;;;
11C6C;BHAIKSUKI HUNDREDS UNIT MARK;No;0;L;;;100;N;;;;;

```

4.2 Linebreaking

Linebreaking properties of Bhaiksuki characters given in the data format of `LineBreak.txt`:

```

11C00..11C08; AL # LETTER A .. LETTER VOCALIC L
11C0A..11C2E; AL # LETTER E .. LETTER HA
11C2F..11C36; CM # VOWEL SIGN AA .. VOWEL SIGN VOCALIC L
11C38..11C3F; CM # VOWEL SIGN E .. VIRAMA
11C40; AL # SIGN AVAGRAHA
11C41..11C45; BA # DANDA .. GAP FILLER-2
11C50..11C59; NU # DIGIT ZERO .. DIGIT NINE
11C5A..11C6C; AL # NUMBER ONE .. HUNDREDS UNIT MARK

```

4.3 ‘Confusable’ Characters

Some Bhaiksuki characters resemble those found in other scripts encoded in the UCS:

```

11C14 BHAIKSUKI LETTER CHA ; 11197 SHARADA LETTER CHA
11C19 BHAIKSUKI LETTER TTHA ; 1119C SHARADA LETTER TTHA
11C3E BHAIKSUKI SIGN VISARGA ; 0983 BENGALI SIGN VISARGA
11C41 BHAIKSUKI DANDA ; 0964 DEVANAGARI DANDA
11C42 BHAIKSUKI DOUBLE DANDA ; 0965 DEVANAGARI DOUBLE DANDA
11C50 BHAIKSUKI DIGIT ZERO ; 0966 DEVANAGARI DIGIT ZERO
11C57 BHAIKSUKI DIGIT SEVEN ; 09ED BENGALI DIGIT SEVEN

```

There are also letters, consonant-vowel combinations, and conjuncts within the script that resemble each other and may be ‘confusable’. Detailed comparisons of such resemblances is given in figures 32 and 33. The most apparent is the following:

```

11C19 BHAIKSUKI LETTER TTHA ; 11C20 BHAIKSUKI LETTER DHA

```

4.4 Syllabic Categories

Syllabic categories given in the data format of `IndicSyllabicCategory.txt`:


```

# Indic_Syllabic_Category=Bindu
11C3C      ; Bindu      # Mn      SIGN CANDRABINDU
11C3D      ; Bindu      # Mn      SIGN ANUSVARA

# Indic_Syllabic_Category=Visarga
11C3E      ; Visarga    # Mc      SIGN VISARGA

# Indic_Syllabic_Category=Virama
11C3F      ; Virama     # Mn      SIGN VIRAMA

# Indic_Syllabic_Category=Vowel_Independent
11C00..11C0D ; Vowel_Independent # Lo [14] LETTER A .. LETTER AU

# Indic_Syllabic_Category=Vowel_Dependent
11C2F      ; Vowel_Dependent # Mc [3] VOWEL SIGN AA
11C30..11C36 ; Vowel_Dependent # Mn [8] VOWEL SIGN I .. VOWEL SIGN VOCALIC L
11C38..11C3B ; Vowel_Dependent # Mc [2] VOWEL SIGN E .. VOWEL SIGN AU

# Indic_Syllabic_Category=Consonant
11C0E..11C2E ; Consonant # Lo [34] LETTER KA .. LETTER HA

```

4.5 Matra Categories

Matra categories given in the data format of IndicMatraCategory.txt:

```

# Indic_Matra_Category=Right
11C2F      ; Right      # Mc      VOWEL SIGN AA

# Indic_Matra_Category=Top
11C30..11C31 ; Top      # Mn [2] VOWEL SIGN I .. VOWEL SIGN II

# Indic_Matra_Category=Bottom
11C32..11C36 ; Bottom    # Mn [5] VOWEL SIGN U .. VOWEL SIGN VOCALIC L
11C3F      ; Bottom    # Mn      SIGN VIRAMA

# Indic_Matra_Category=Top_And_Right
11C38..11C3B ; Top_And_Right # Mc      VOWEL SIGN E .. VOWEL SIGN AU

```

5 References

Arrow-headed Script Project. <http://www.uni-marburg.de/fb10/iksl/indologie/forschung/drittmittelprojekte/bhaiksuki>

Bendall, Cecil. 1883. *Catalogue of the Buddhist Sanskrit Manuscripts in the University Library, Cambridge*. With introductory notices and illustrations of the palaeography and chronology of Nepal and Bengal. Cambridge: Cambridge University Press.

Dimitrov, Dragomir. 2010. *The Bhaiksukī Manuscript of the Candrālaṃkāra: Study, Script Tables, and Facsimile Edition*. Harvard Oriental Series, 72. Cambridge: Department of Sanskrit and Indian Studies, Harvard University.

Hanisch, Albrecht. 2009. “Sarvarakṣita’s *Mañicūḍajātaka*. Reproduction of the Codex Unicus with Diplomatic Transcript and Palaeographic Introduction to the Bhaiksukī Script.” In *Sanskrit Texts from Giuseppe Tucci’s Collection*, Part I. Manuscripta Buddhica, I, pp. 195–342. Edited by Harunaga Isaacson and Francesco Sferra. Rome: Istituto Italiano per l’Africa e l’Oriente.

Pandey, Anshuman. 2011. “Preliminary Proposal to Encode the Bhaiksuki Script in ISO/IEC 10646”. N4121 L2/11-259 (July 11, 2011). <http://std.dkuug.dk/jtc1/sc2/wg2/docs/n4121.pdf>

Pandey, Anshuman and Dimitrov, Dragomir. 2013a. “Proposal to Encode the Bhaiksuki Script in ISO/IEC 10646”. N4469 L2/13-167 (July 22, 2013). <http://std.dkuug.dk/jtc1/sc2/wg2/docs/n4469.pdf>

———. 2013b. “Revised Proposal to Encode the Bhaiksuki Script in ISO/IEC 10646”. N4489 L2/13-194 (October 27, 2013). <http://std.dkuug.dk/jtc1/sc2/wg2/docs/n4489.pdf>


































































































———. 2014. “Revised Proposal to Encode the Bhaiksuki Script in ISO/IEC 10646”. L2/14-036 (January 27, 2014). <http://www.unicode.org/L2/L2014/14036-bhaiksuki.pdf>

6 Acknowledgments

The authors would like to express their gratitude to Shriramana Sharma for discussions regarding the encoded representation of consonant-virama ligatures.

We also express our gratitude to Prof. Michael Witzel (Harvard University), editor of the Harvard Oriental Series, for granting permission to use figures from Dimitrov 2010 in this proposal. We are also grateful to Prof. Francesco Sferra (Naples) for his assistance.

Previous versions of this proposal were made possible in part by a grant from the United States National Endowment for the Humanities, which funded the Universal Scripts Project (part of the Script Encoding Initiative at the University of California, Berkeley). Any views, findings, conclusions or recommendations expressed in this publication do not necessarily reflect those of the National Endowment for the Humanities.

	11C0	11C1	11C2	11C3	11C4	11C5	11C6
0	 11C00	 11C10	 11C20	 11C30	 11C40	 11C50	 11C60
1	 11C01	 11C11	 11C21	 11C31	 11C41	 11C51	 11C61
2	 11C02	 11C12	 11C22	 11C32	 11C42	 11C52	 11C62
3	 11C03	 11C13	 11C23	 11C33	 11C43	 11C53	 11C63
4	 11C04	 11C14	 11C24	 11C34	 11C44	 11C54	 11C64
5	 11C05	 11C15	 11C25	 11C35	 11C45	 11C55	 11C65
6	 11C06	 11C16	 11C26	 11C36		 11C56	 11C66
7	 11C07	 11C17	 11C27			 11C57	 11C67
8	 11C08	 11C18	 11C28	 11C38		 11C58	 11C68
9		 11C19	 11C29	 11C39		 11C59	 11C69
A	 11C0A	 11C1A	 11C2A	 11C3A		 11C5A	 11C6A
B	 11C0B	 11C1B	 11C2B	 11C3B		 11C5B	 11C6B
C	 11C0C	 11C1C	 11C2C	 11C3C		 11C5C	 11C6C
D	 11C0D	 11C1D	 11C2D	 11C3D		 11C5D	
E	 11C0E	 11C1E	 11C2E	 11C3E		 11C5E	
F	 11C0F	 11C1F	 11C2F	 11C3F		 11C5F	

Independent vowels

11C00	𑄀	BHAIKSUKI LETTER A
11C01	𑄁	BHAIKSUKI LETTER AA
11C02	𑄂	BHAIKSUKI LETTER I
11C03	𑄃	BHAIKSUKI LETTER II
11C04	𑄄	BHAIKSUKI LETTER U
11C05	𑄅	BHAIKSUKI LETTER UU
11C06	𑄆	BHAIKSUKI LETTER VOCALIC R
11C07	𑄇	BHAIKSUKI LETTER VOCALIC RR
11C08	𑄈	BHAIKSUKI LETTER VOCALIC L
11C09	𑄉	<reserved>
11C0A	𑄊	BHAIKSUKI LETTER E
11C0B	𑄋	BHAIKSUKI LETTER AI
11C0C	𑄌	BHAIKSUKI LETTER O
11C0D	𑄍	BHAIKSUKI LETTER AU

Consonants

11C0E	𑄎	BHAIKSUKI LETTER KA
11C0F	𑄏	BHAIKSUKI LETTER KHA
11C10	𑄐	BHAIKSUKI LETTER GA
11C11	𑄑	BHAIKSUKI LETTER GHA
11C12	𑄒	BHAIKSUKI LETTER NGA
11C13	𑄓	BHAIKSUKI LETTER CA
11C14	𑄔	BHAIKSUKI LETTER CHA
11C15	𑄕	BHAIKSUKI LETTER JA
11C16	𑄖	BHAIKSUKI LETTER JHA
11C17	𑄗	BHAIKSUKI LETTER NYA
11C18	𑄘	BHAIKSUKI LETTER TTA
11C19	𑄙	BHAIKSUKI LETTER TTHA
11C1A	𑄚	BHAIKSUKI LETTER DDA
11C1B	𑄛	BHAIKSUKI LETTER DDHA
11C1C	𑄜	BHAIKSUKI LETTER NNA
11C1D	𑄝	BHAIKSUKI LETTER TA
11C1E	𑄞	BHAIKSUKI LETTER THA
11C1F	𑄟	BHAIKSUKI LETTER DA
11C20	𑄠	BHAIKSUKI LETTER DHA
11C21	𑄡	BHAIKSUKI LETTER NA
11C22	𑄢	BHAIKSUKI LETTER PA
11C23	𑄣	BHAIKSUKI LETTER PHA
11C24	𑄤	BHAIKSUKI LETTER BA
11C25	𑄥	BHAIKSUKI LETTER BHA
11C26	𑄦	BHAIKSUKI LETTER MA
11C27	𑄧	BHAIKSUKI LETTER YA
11C28	𑄨	BHAIKSUKI LETTER RA
11C29	𑄩	BHAIKSUKI LETTER LA
11C2A	𑄪	BHAIKSUKI LETTER VA
11C2B	𑄫	BHAIKSUKI LETTER SHA
11C2C	𑄬	BHAIKSUKI LETTER SSA
11C2D	𑄭	BHAIKSUKI LETTER SA
11C2E	𑄮	BHAIKSUKI LETTER HA

Dependent vowel signs

11C2F	𑄯	BHAIKSUKI VOWEL SIGN AA
11C30	𑄰	BHAIKSUKI VOWEL SIGN I
11C31	𑄱	BHAIKSUKI VOWEL SIGN II
11C32	𑄲	BHAIKSUKI VOWEL SIGN U
11C33	𑄳	BHAIKSUKI VOWEL SIGN UU
11C34	𑄴	BHAIKSUKI SIGN VOCALIC R
11C35	𑄵	BHAIKSUKI SIGN VOCALIC RR
11C36	𑄶	BHAIKSUKI SIGN VOCALIC L
11C37	𑄷	<reserved>
11C38	𑄸	BHAIKSUKI VOWEL SIGN E
11C39	𑄹	BHAIKSUKI VOWEL SIGN AI
11C3A	𑄺	BHAIKSUKI VOWEL SIGN O
11C3B	𑄻	BHAIKSUKI VOWEL SIGN AU

Various signs

11C3C	𑄼	BHAIKSUKI SIGN CANDRABINDU
11C3D	𑄽	BHAIKSUKI SIGN ANUSVARA
11C3E	𑄾	BHAIKSUKI SIGN VISARGA
11C3F	𑄿	BHAIKSUKI SIGN VIRAMA
11C40	𑅀	BHAIKSUKI SIGN AVAGRAHA

Punctuation

11C41	𑅁	BHAIKSUKI DANDA
11C42	𑅂	BHAIKSUKI DOUBLE DANDA
11C43	𑅃	BHAIKSUKI WORD SEPARATOR

Gap fillers

11C44	𑅄	BHAIKSUKI GAP FILLER-1
11C45	𑅅	BHAIKSUKI GAP FILLER-2

Digits

11C50	𑅆	BHAIKSUKI DIGIT ZERO
11C51	𑅇	BHAIKSUKI DIGIT ONE
11C52	𑅈	BHAIKSUKI DIGIT TWO
11C53	𑅉	BHAIKSUKI DIGIT THREE
11C54	𑅊	BHAIKSUKI DIGIT FOUR
11C55	𑅋	BHAIKSUKI DIGIT FIVE
11C56	𑅌	BHAIKSUKI DIGIT SIX
11C57	𑅍	BHAIKSUKI DIGIT SEVEN
11C58	𑅎	BHAIKSUKI DIGIT EIGHT
11C59	𑅏	BHAIKSUKI DIGIT NINE

Numbers

11C5A	𑅐	BHAIKSUKI NUMBER ONE
11C5B	𑅑	BHAIKSUKI NUMBER TWO
11C5C	𑅒	BHAIKSUKI NUMBER THREE
11C5D	𑅓	BHAIKSUKI NUMBER FOUR
11C5E	𑅔	BHAIKSUKI NUMBER FIVE
11C5F	𑅕	BHAIKSUKI NUMBER SIX
11C60	𑅖	BHAIKSUKI NUMBER SEVEN
11C61	𑅗	BHAIKSUKI NUMBER EIGHT
11C62	𑅘	BHAIKSUKI NUMBER NINE
11C63	𑅙	BHAIKSUKI NUMBER TEN
11C64	𑅚	BHAIKSUKI NUMBER TWENTY
11C65	𑅛	BHAIKSUKI NUMBER THIRTY
11C66	𑅜	BHAIKSUKI NUMBER FORTY
11C67	𑅝	BHAIKSUKI NUMBER FIFTY
11C68	𑅞	BHAIKSUKI NUMBER SIXTY
11C69	𑅟	BHAIKSUKI NUMBER SEVENTY
11C6A	𑅠	BHAIKSUKI NUMBER EIGHTY
11C6B	𑅡	BHAIKSUKI NUMBER NINETY
11C6C	𑅢	BHAIKSUKI HUNDREDS UNIT MARK



Figure 2: Folios 2a and 2b of the *Candrarāmkāra* in Bhaiksuki (from Dimitrov 2010). Transliteration given in figure 3.


[fol. 2^a] śeṣā hiṃsyā doṣā rāgādayo yasya sa ○ pradhvasta iti KARTTARI CĀRAMBHE KTAḤ (1.2.68) <<|>> pradhvastavāṃś cāsau āśeṣadoṣas ceti pradhva:₍₂₎stāśeṣadoṣaḥ | itas tataḥ kṣeptuṃ : ○ prārabdhavān¹ hiṃsyān¹ rāgādīn ity arthaḥ | yadvā pradhvaṃsitum ārabdho aśeṣa:₍₃₎doṣo yeneti karmmaṇi kte aśeṣaśa○bdaḥ sāvaśeṣārthaḥ <<|>> etenotpādita-vodhicitta ity uktaṃ | nanv evaṃbhūtaḥ pṛthagja[no]₍₄₎pi bhavatīti viśi-naṣṭi | samasyante : ○ satvasantāne prakṣipyante iti samastās ca te guṇās ca [da]yāmudito pekṣā₍₅₎kṣamādaya:ḥ | teṣāṃ śalanam śālah ○ | śala gatau (Dhātup. 1.572)⁷² ghañ{a} | jñānam śobhā vā prāptir vāsyāstīti | athavā taiḥ śali(tap)[i](tā)₍₆₎ jñātum | śobhitum āptum vā śīlam asye○ti | etena svārthanirapekṣāvyāhataparārthakāritayā ārya tam uktaṃ | a[ta e]₍₇₎vāha | parasmai anugrahas tena dakṣo va:○rddh[i]to bodhisatvatvena lokair jñāto vā | dakṣa vṛddhau gatau ceti (Dhātup. 1.446, 1.518)⁷³ Dhā[itu](pāṭh). [a]₍₈₎ta evaitasmād guṇatrayayogād Bu:○ddhaḥ | budhadhātor dantyauşṭhavakārapakṣe vaśāditvābhāvād .(ṣa) + + + + ₍₉₎jñānam tām jihite uttarottaram adhiga○cchati pūrvvapūrvvam jahātīti | JHALOJAŚ iti (6.3.67) dhasya [da]ḥ (l)

[fol. 2^b] [kr̥]te Buddhaḥ | athavā KARTTARI CĀRAMBHE KTAḤ (1.2.68) | svayaṃ ○ boddhuṃ pravṛttaḥ parañ ca vedayitum iti | yadvā budhyate sa [tair iti b]u[d]dhaḥ | [evam](bhūtā)₍₂₎ya [na]amaḥ sadeti śeṣaḥ <<|>> bhinnakleśatvena gr̥hī : ○ vā navako pi vā vandyo vratadharair iti (Gurupañcāśikā 4bc)⁷⁴ vacanāt | dvāv eva vandyau .. ++ .. (vṛddha)[ś] (cet)[i] (asarvva)₍₃₎janaviṣayatvāc cācāryasya tannamaskāra evā○śaṃsyata ity astu ity uktaṃ | Bhagavatas tu trailokyagurutvāt svata e[va s]iddha[tvād] ₍₄₎[t]enāpi tadviśayaḥ śiṣyāṇam āśaṃsyate | a○[śr]utavāt | siddham ityādi vākyasya tadarthatvāc ca | bhikṣutvena la[bdhatvān n(ā)]śa-s(o) nāpi ₍₅₎sadā sarvvakālam astv iti vidhau | ā vodheḥ śara○ṇagamane-na vidhyabhāvāt <<|>> ggranthasyādaḥ namo stu pratipannaśāstraketa-robhayeṣā:₍₆₎m ity abhisandhinā praiśānujñāyor lloḍ ity anye Su○gate namaskāram ādbhaḥ⁷⁵ <<|>> nanv ācāryasyānekaggranthakartṛtvāt [k]im iti na Lokānandādaḥ : ₍₇₎ṭikā kriyata iti stūyamānaśālitayā ○ śāstraṃ stauti jayātītyādi | Candranāmnā praṇītas Candraḥ prabhākaravata upa[ca]-₍₈₎ryamāṇasya dhvanayo bhavanti yathā yaṣṭī<<ḥ>> pra○veśayeti⁷⁶ puṃliṅgaḥ śāstravācī | ata eva pūrvvaśloke nāmānabhidhāne [pi] viś[e]₍₉₎ṣa-[par]iggrahaḥ | athavā sakalalakṣāvabhāsa○katvāc candayatīti candraḥ | cadi āhlādane | dīptau ceti (Dhātupradīpa 1.55) Raki⁷⁷ | katham avabhāsa

Figure 3: Transliteration of Folio 2 of the *Candrālaṃkāra* from figure 2.



Figure 4: A statue of Buddha from Gaya, Bihar with a Bhaiksuki inscription (enlarged) on the base plate.



 a ā i ī u ū ṛ ṝ ḷ e ai o au

Figure 6: Bhaiksuki vowels (from Dimitrov 2010: 75).






























				
ka	kha	ga	gha	ṅa
				
ca	cha	ja	jha	ña
				
ṭa	ṭha	ḍa	ḍha	ṇa
				
ta	tha	da	dha	na
				
pa	pha	ba	bha	ma
				
ya	ra	la	va	
				
śa	ṣa	sa	ha	

Figure 7: Bhaiksuki consonants (from Dimitrov 2010: 75).



Figure 8: Consonant-vowel combinations with VOWEL SIGN AA (from Dimitrov 2010: 85).




Figure 9: Consonant-vowel combinations with VOWEL SIGN I (from Dimitrov 2010: 86).




Figure 10: Consonant-vowel combinations with VOWEL SIGN II (from Dimitrov 2010: 86).




Figure 11: Consonant-vowel combinations with VOWEL SIGN U (from Dimitrov 2010: 86).




Figure 12: Consonant-vowel combinations with VOWEL SIGN UU (from Dimitrov 2010: 87).




Figure 13: Consonant-vowel combinations with VOWEL SIGN VOCALIC R (from Dimitrov 2010: 87).

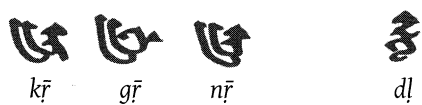


Figure 14: Consonant-vowel combinations with VOWEL SIGN VOCALIC RR and VOWEL SIGN VOCALIC L (from Dimitrov 2010: 87).




Figure 15: Consonant-vowel combinations with VOWEL SIGN E (from Dimitrov 2010: 87).



Figure 16: Consonant-vowel combinations with VOWEL SIGN AI (from Dimitrov 2010: 88).




Figure 17: Consonant-vowel combinations with VOWEL SIGN O (from Dimitrov 2010: 88).




Figure 18: Consonant-vowel combinations with VOWEL SIGN AU (from Dimitrov 2010: 88).



Figure 19: Examples of conjuncts with velar consonants (from Dimitrov 2010: 90).



Figure 20: Examples of conjuncts with palatal consonants (from Dimitrov 2010: 90–91).




Figure 21: Examples of conjuncts with retroflex consonants (from Dimitrov 2010: 91).

ktam̐	ktā	kti	ktu	ktau	ktyā	ctvam̐	ṭtvam̐	ṭtvā	nta
ntā	nti	ntu	ntyā	ntyā	ntyō	ntyau	ntrye	pta	pti
ptau	ptya	ptyā	rṭr	śti	śtva	śtve	sta	sti	stu
stū	str	str̄	ste	stau	stye	stra	strī	stvi	
nthā	nthe	rtham̐	rthe	rthya	rthyā	sthā	sthi		
nda	ndyō	ndra	ndri	ndre	bda	bdā	bde	bdo	rda
rdṛ	rde	rdo	rddha	rdvi					
gdhā	ddhā	ddhā	ddhi	ddhum̐	ddhe	ddhya	ddhyā	ndhā	ndhi
ndhu	ndhe	bdha	bdhā	bdhe	rddha				

Figure 22: Examples of conjuncts with dental consonants (from Dimitrov 2010: 91–92).




Figure 23: Examples of conjuncts with labial consonants (from Dimitrov 2010: 93).




Figure 24: Examples of conjuncts with nasal consonants (from Dimitrov 2010: 94).

ktyā	kya	kye	kyo	kṣnyam	kṣya	kṣyā	kṣye	khya	khyā
khye	khyai	ñyā	ñyu	ñyū	ñye	ñsyā	cya	jbhyaṃ	jya
tyi	dyi	nnya	nya	ttyā	tyā	tyā	tyu	tye	tsya
ddhya	ddhyā	dbhya	dya	dye	dyo	dvyā	dhya	dhyā	dhyu
dhye	dhyai	ntya	ntyā	ntyō	ntyau	ntrye	ndyo	nya	nyu
nyo	ptya	ptyā	pya	pyā	pyu	bhya	bhyu	mya	myāṃ
rthya	rthyā	rya	ryā	ryi	ryu	rye	rvyu	rṣyā	rhya
lya	lye	vya	vyā	vyu	vye	vyo	śya	ṣtya	ṣtyā
ṣya	ṣyā	stye	sya	syā	sye	syai	syo	hya	hyā

Figure 25: Examples of conjuncts with YA (from Dimitrov 2010: 95).



Figure 26: Examples of conjuncts with RA (from Dimitrov 2010: 96).



Figure 27: Examples of conjuncts with LA (from Dimitrov 2010: 96).




Figure 28: Examples of conjuncts with VA (from Dimitrov 2010: 97).




Figure 29: Examples of conjuncts with sibilant consonants (from Dimitrov 2010: 97–98).



Figure 30: Examples of conjuncts with *ha* (from Dimitrov 2010: 98).




Figure 31: Examples of conjuncts with geminate consonants (from Dimitrov 2010: 98–99).











					
a	pu	u	o	ū	au
					
l	le	kṛ	kra	kha	ce
					
khyā	vyo	ga	śa	ggra	traī
					
gna	ne	ṅa	hā	ca	va
					
ṭha	dha	ḍa	nda	dha	da
					
ḍhi	pi	ṅa	nā	tu	ṭpa
					
ḍṛ	dra	pū	plu	pṛ	pra
					
pe	ye	bha	ru	bhṛ	bhra
					
ma	sa	lpo	llo	vṛ	vra
					
śṛ	śra	hū	hna	hṛ	hra

Figure 32: Examples of Bhaiksuki letters, consonant-vowel combinations, and conjuncts which can be easily confused with each other (from Dimitrov 2010: 90). Additional examples are given in figure 33.




Figure 33: Additional examples of Bhaiksuki letters, consonant-vowel combinations, and conjuncts which can be easily confused with each other (from Dimitrov 2010: 91).




Figure 34: Some Bhaiksuki numbers (from Dimitrov 2010: 54).

Figure - numerals.

	1	2	3	4	5	6	7	8	9	0	
1702	२	३	४	५	६	७ ८	९	०		1702
866 1684	१	२	३	४	५	६	७ ८	९	०		866 1684
1643 1683	१	२	३	४	५	७	८	९	०	1643 1683
1464	१	२	३	४	५	६	७	८	९	०	1464
1693	१	२	३	४	५	६	७	८	९	०	1693
1644	१	२	३	४	५	६	७	८	९	०	1644
	
1648	१	२	३	४	५	६	७	८	९	०	1648
1409	१	२	३	४	५	६	७	८	९	०	1409
1395	१	२	३	४	५	६	७	८	९	०	1395
1708	१	२	३	४	५	६	७	८	९	०	1708
1556	१	२	३	४	५	६	७	८	९	०	1556

Figure 35: Chart of digits ('figure-numerals') that occur in Buddhist Sanskrit manuscripts kept at the Cambridge University Library (from Bendall 1883).

	Bhai.	Sid.	Sha.	Dev.		Bhai.	Sid.	Sha.	Dev.
A	अ	𑀅	𑀆	अ					
AA	आ	𑀇	𑀈	आ	SIGN AA	𑀇	𑀇	𑀇	𑀇
I	इ	𑀉	𑀊	इ	SIGN I	𑀉	𑀉	𑀉	𑀉
II	ई	𑀋	𑀌	ई	SIGN II	𑀋	𑀋	𑀋	𑀋
U	उ	𑀍	𑀎	उ	SIGN U	𑀍	𑀍	𑀍	𑀍
UU	ऊ	𑀏	𑀐	ऊ	SIGN UU	𑀏	𑀏	𑀏	𑀏
VOC.R	ऋ	𑀑	𑀒	ऋ	SIGN VOC.R	𑀑	𑀑	𑀑	𑀑
VOC.RR	ॠ	𑀓	𑀔	ॠ	SIGN VOC.RR	𑀓	𑀓	𑀓	𑀓
VOC.L	ऌ	𑀕	𑀖	ऌ	SIGN VOC.L	𑀕	—	𑀕	𑀕
VOC.LL	—	𑀗	𑀘	ऌ	SIGN VOC.LL	—	—	𑀕	𑀕
E	ए	𑀙	𑀚	ए	SIGN E	𑀙	𑀙	𑀙	𑀙
AI	ऐ	𑀛	𑀜	ऐ	SIGN AI	𑀛	𑀛	𑀛	𑀛
O	ओ	𑀝	𑀞	ओ	SIGN O	𑀝	𑀝	𑀝	𑀝
AU	औ	𑀟	𑀠	औ	SIGN AU	𑀟	𑀟	𑀟	𑀟

Table 19: Comparison of vowel letters and signs of Bhaiksuki, Siddham, Sharada, and Devanagari.

	Bhai.	Sid.	Sha.	Dev.		Bhai.	Sid.	Sha.	Dev.
KA	𑂔	𑂒	क	क	DA	𑂔	𑂒	द	द
KHA	𑂕	𑂓	ख	ख	DHA	𑂕	𑂓	ध	ध
GA	𑂖	𑂑	ग	ग	NA	𑂖	𑂑	न	न
GHA	𑂗	𑂒	घ	घ	PA	𑂗	𑂒	प	प
NGA	𑂘	𑂒	ङ	ङ	PHA	𑂘	𑂒	फ	फ
CA	𑂙	𑂒	च	च	BA	𑂙	𑂒	ब	ब
CHA	𑂚	𑂒	छ	छ	BHA	𑂚	𑂒	भ	भ
JA	𑂛	𑂒	ज	ज	MA	𑂛	𑂒	म	म
JHA	𑂜	𑂒	झ	झ	YA	𑂜	𑂒	य	य
NYA	𑂝	𑂒	ञ	ञ	RA	𑂝	𑂒	र	र
TTA	𑂞	𑂒	ट	ट	LA	𑂞	𑂒	ल	ल
TTHA	𑂟	𑂒	ठ	ठ	VA	𑂟	𑂒	व	व
DDA	𑂠	𑂒	ड	ड	SHA	𑂠	𑂒	श	श
DDHA	𑂡	𑂒	ढ	ढ	SSA	𑂡	𑂒	ष	ष
NNA	𑂢	𑂒	ण	ण	SA	𑂢	𑂒	स	स
TA	𑂣	𑂒	त	त	HA	𑂣	𑂒	ह	ह
THA	𑂤	𑂒	थ	थ					

Table 20: Comparison of consonant letters of Bhaiksuki, Siddham, Sharada, and Devanagari.

**ISO/IEC JTC 1/SC 2/WG 2
PROPOSAL SUMMARY FORM TO ACCOMPANY SUBMISSIONS
FOR ADDITIONS TO THE REPERTOIRE OF ISO/IEC 10646¹**

Please fill all the sections A, B and C below.

Please read Principles and Procedures Document (P & P) from <http://www.dkuug.dk/JTC1/SC2/WG2/docs/principles.html> for guidelines and details before filling this form.

Please ensure you are using the latest Form from <http://www.dkuug.dk/JTC1/SC2/WG2/docs/summaryform.html>.

See also <http://www.dkuug.dk/JTC1/SC2/WG2/docs/roadmaps.html> for latest Roadmaps.

A. Administrative

1. Title: **Revised Proposal to Encode the Bhaiksuki Script in ISO/IEC 10646**

2. Requester's name: **Script Encoding Initiative (SEI)
Anshuman Pandey (pandey@umich.edu)
Dragomir Dimitrov (dimitrov@staff.uni-marburg.de)**

3. Requester type (Member body/Liaison/Individual contribution): **Liaison contribution**

4. Submission date: **2014-04-23**

5. Requester's reference (if applicable):

6. Choose one of the following:

This is a complete proposal: **Yes**

(or) More information will be provided later:

B. Technical – General

1. Choose one of the following:

a. This proposal is for a new script (set of characters): **Yes**

Proposed name of script: **Bhaiksuki**

b. The proposal is for addition of character(s) to an existing block:

Name of the existing block:

2. Number of characters in proposal: **97**

3. Proposed category (select one from below - see section 2.2 of P&P document):

A-Contemporary B.1-Specialized (small collection) B.2-Specialized (large collection)

C-Major extinct D-Attested extinct E-Minor extinct

F-Archaic Hieroglyphic or Ideographic G-Obscure or questionable usage symbols

4. Is a repertoire including character names provided? **Yes**

a. If YES, are the names in accordance with the "character naming guidelines" in Annex L of P&P document? **Yes**

b. Are the character shapes attached in a legible form suitable for review? **Yes**

5. Fonts related:

a. Who will provide the appropriate computerized font to the Project Editor of 10646 for publishing the standard? **Anshuman Pandey**

b. Identify the party granting a license for use of the font by the editors (include address, e-mail, ftp-site, etc.):

Anshuman Pandey (pandey@umich.edu)

6. References:

a. Are references (to other character sets, dictionaries, descriptive texts etc.) provided? **Yes**

b. Are published examples of use (such as samples from newspapers, magazines, or other sources) of proposed characters attached? **Yes**

7. Special encoding issues:

Does the proposal address other aspects of character data processing (if applicable) such as input, presentation, sorting, searching, indexing, transliteration etc. (if yes please enclose information)? **Yes**

8. Additional Information:

Submitters are invited to provide any additional information about Properties of the proposed Character(s) or Script that will assist in correct understanding of and correct linguistic processing of the proposed character(s) or script. Examples of such properties are: Casing information, Numeric information, Currency information, Display behaviour information such as line breaks, widths etc., Combining behaviour, Spacing behaviour, Directional behaviour, Default Collation behaviour, relevance in Mark Up contexts, Compatibility equivalence and other Unicode normalization related information. See the Unicode standard at <http://www.unicode.org> for such information on other scripts. Also see Unicode Character Database (<http://www.unicode.org/reports/tr44/>) and associated Unicode Technical Reports for information needed for consideration by the Unicode Technical Committee for inclusion in the Unicode Standard.

¹ Form number: N4102-F (Original 1994-10-14; Revised 1995-01, 1995-04, 1996-04, 1996-08, 1999-03, 2001-05, 2001-09, 2003-11, 2005-01, 2005-09, 2005-10, 2007-03, 2008-05, 2009-11, 2011-03, 2012-01)

C. Technical - Justification

1. Has this proposal for addition of character(s) been submitted before? If YES explain	No
2. Has contact been made to members of the user community (for example: National Body, user groups of the script or characters, other experts, etc.)? If YES, with whom? If YES, available relevant documents:	Yes
3. Information on the user community for the proposed characters (for example: size, demographics, information technology use, or publishing use) is included? Reference:	Yes
4. The context of use for the proposed characters (type of use; common or rare) Reference:	Rare
5. Are the proposed characters in current use by the user community? If YES, where? Reference:	Yes
6. After giving due considerations to the principles in the P&P document must the proposed characters be entirely in the BMP? If YES, is a rationale provided? If YES, reference:	N/A
7. Should the proposed characters be kept together in a contiguous range (rather than being scattered)?	Yes
8. Can any of the proposed characters be considered a presentation form of an existing character or character sequence? If YES, is a rationale for its inclusion provided? If YES, reference:	No
9. Can any of the proposed characters be encoded using a composed character sequence of either existing characters or other proposed characters? If YES, is a rationale for its inclusion provided? If YES, reference:	No
10. Can any of the proposed character(s) be considered to be similar (in appearance or function) to, or could be confused with, an existing character? If YES, is a rationale for its inclusion provided? If YES, reference:	No
11. Does the proposal include use of combining characters and/or use of composite sequences? If YES, is a rationale for such use provided? If YES, reference: Is a list of composite sequences and their corresponding glyph images (graphic symbols) provided? If YES, reference:	Yes Yes <i>Combining signs</i>
12. Does the proposal contain characters with any special properties such as control function or similar semantics? If YES, describe in detail (include attachment if necessary)	Yes <i>Virama;</i> <i>see text of the proposal</i>
13. Does the proposal contain any Ideographic compatibility characters? If YES, are the equivalent corresponding unified ideographic characters identified? If YES, reference:	No